

Kindergarten Writing:


1. Start with your subject (For example today we are going to write about our favorite fruit)
2. Brainstorm what their favorite fruit is. Have them draw a picture of it and tell why it is their favorite.
3. Talk about what sentence they are going to write about their favorite fruit. The best one to start with would be "I like _____. "(apples, bananas, peaches).
4. Have your child try to write it out.
5. Go over their sentence with them.
6. Write it correctly underneath their sentence.
7. Have your child re-write it on the next page correctly, then draw a picture to go with their sentence.

The writing process:

1. Brainstorming (pre-writing)
2. Writing
3. Editing
4. Final Draft
5. Illustrating

Day 3

Discuss previous day.
Then:



I like apples.

Grade: 5 stars

Day 2

Discuss previous day's
brainstorm then
student writes:
(example)

i like applz

Grade: 3 stars



Parent corrects above:

I like apples.

i like applz.

Day 1:

My Favorite Fruit












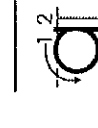

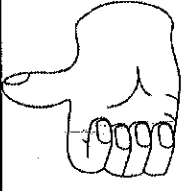
5 stars = 0

3, 4 stars = 5


1, 2 stars = N

Kindergarten 5 Star Writing Rubric

Earn a star for each item that is complete on the list!
5 Stars possible.

	Sentences start with a capital letter. → H ere is my yellow cat.
	Sentences end with an ending mark. ? !
	Words have spaces between them. Here  is  my  yellow  cat.
	Neat printing and letter formation is used. →  
	Sentences make sense! Picture matches story (if applicable). 



Total  _____ / 5