

First Grade
Assignment
Packet
LP3

Ms. Wilson/Mrs.
Morris

Language arts and math calendar of assignments for LP2

Learning Period 1	Excursions	Math in Focus
November 28th - Dec. 2nd	Lesson 12	Chapter 9
December 5-9th	Lesson 13	Cumm. Review - 7-9
December 12-16	Lesson 14	Chapter 10 (optional)*
January 3-6th	Lesson 15	Chapter 11
January 9-13th	Book report	Chapter 12
January 17-20th	Lesson 16	Chapter 12

*not in common core standards for first grade

Language Arts and Math Assignments and Objectives for Learning Period 3 (November 28th - January 20th))

Excursions theme:

Assignments:

Reading:

1. Your child should read independently for at least 20 minutes per day
2. Complete Reading log each day
3. Complete lessons in Excursions Teacher's Edition for Day 1,3,5 (choose one or two lessons each day)
4. Read anthology pages for lessons 12-16.
5. Write the answers to think critically pages at the end of each story in journal.
6. Complete both practice books for lessons 12-16.
9. Complete Wordly Wise lesson 3 and 4 in student book (cards, teachers edition etc. are on my website in the curriculum tab)
10. Practice sight words with flash cards at home (3 per week - they are listed at the beginning of each lesson): (I choose three from the list for each lesson):

happy, saw, were, fly, play, watch, put, again, know, read, people, family, nice, always, please

Writing:

11. Complete 5 writing assignments (one per week) to include the following:

Day 1 – Brainstorm ideas, Day 2 – Draw a picture, Day 3 – Write about the topic

Topics to include:

Week 1: What are you thankful for?

Week 2: What is your favorite book? Why do you like it?

Week 3: What do you like about winter?

Week 4: What is your favorite thing to do with your family?

Week 5: What are you most proud of?

12. Book report - due on January 12th in class - Fill in setting book report form and create a setting for your report in a shoe box. Bring book report form, book and setting creation in to share.

Math

(see math year at a glance plans for additional guidance)

Assignments:

- 1. Use a calendar and complete calendar journal pages (1 per day)**
 - 2. Practice writing numbers 50-70 in your journal once per week.**
 - 3. Count objects around the house once per week.**
 - 4. Complete math journal problems from page in this packet (2-3 per week)**
 - 4. Complete the assigned chapter and lessons: (Chapters 9,11 and 12)**
 - Teach the Lesson and introduce new vocabulary (Hardbook/Teachers Edition)**
 - Do the Guided Practice together (Hard book)**
 - Have your child complete the “Let’s Practice” (Hard book)**
 - Have your child complete the Workbook Pages (Soft book)**
- *Please take some time at the end of each chapter to review. I will be assessing students at the end of the chapters.**

7. Work on IXL math (on the computer using IXL account (daily)).

Learning Period 3 (Nov. 28th – Jan. 20th)
 First Grade Math Journal Prompts
 (Approximately 3 per week)

1	Find 4 items in your house and measure them with a ruler. Which one was the longest? Which was the shortest?
2	Measure your foot with paperclips. How many paperclips long is it?
3	Draw 3 lines that are different sizes in your journal. Label them long, longer and longest.
4	Measure your journal. How many inches or paperclips around is it?
5	You have 14 snowmen. 4 of them melted. How many are left?
6	Write the numbers 1-30.
7	You have 20 carrots. You gave away 10 of your carrots. How many do you have left?
8	You have 15 cupcakes. Your friend has 12 cupcakes. How many MORE cupcakes do you have than your friend?
9	Write and solve : $10 - 7 =$, $9 - 4 =$, $16 - 3 =$.
10	There were 16 lions in the desert. 12 lions went to the rain forest. How many lions were left in the desert?
11	$20 - 5 =$ $19 - 6 =$ $19 - 9 =$
12	You had 20 shapes. Your mom gave you 10 more shapes. How many do you have now?
13	There were 20 tigers in the jungle. 10 left the jungle. How many are left?
14	Count and write by 5's in your journal up to 100.
15	Solve the following problems: $15 - 10 =$ $17 - 5 =$ $21 - 6 =$

Book Report Assignment


Setting in a box

Due: January 12th in class


Directions: Read a fiction or non-fiction book of your choice. Fill in the setting book report form. Create the setting of your book in a shoe box or other small box.

Bring your report to class on January 12th.

Example: Book title, "Under the Sea."



Example: Book title, "All About Penguins."



Name _____


Setting

The **setting** of a book is where the story takes place. Some authors choose a farm, city, or a small town to be the setting. Other authors like to write about the ocean, the mountains, or the desert. A circus, a castle, or a toy store could also be settings for books.

Fill in the title and author of the book you are reading. Draw a picture showing the main setting of the story.

Title: _____

Author: _____




Would you like to visit this place? Tell why or why not.



READ

- Created by Amanda Dykstra 2014



CALENDAR JOURNAL



MY NAME IS: _____

today IS:

Monday	Tuesday	Wednesday	Thursday	Friday
--------	---------	-----------	----------	--------

THIS IS THE _____ DAY OF THE MONTH

Tally Marks:

the MONTH IS:


January	February
March	April
May	June
July	August
September	October
November	December

the Year IS:

2016	2017
------	------

OUR date IN #S:

____ - ____ - ____




the weather IS:




WE HAVE BEEN
IN SCHOOL FOR...

_____ days

PLACE VALUE:



_____ ones
 _____ tens
 _____ hundreds



CALENDAR JOURNAL



MY NAME IS: _____

today IS:

Monday	Tuesday	Wednesday	Thursday	Friday
--------	---------	-----------	----------	--------

THIS IS THE _____ DAY OF THE MONTH

Tally Marks:

THE MONTH IS:

THE YEAR IS:

January	February
March	April
May	June
July	August
September	October
November	December

2016	2017
------	------

OUR DATE IN #S:

_____ - _____ - _____



THE WEATHER IS: _____

WE HAVE BEEN
IN SCHOOL FOR...

_____ days

PLACE VALUE:

_____ ones
 _____ tens
 _____ hundreds

