

MASTER

First Grade

Assignment

Packet

LP1

Ms. Wilson

### **Language arts and math calendar of assignments for LP1**

Learning Period 1	Excursions	Math in Focus
August 29- September 2	getting started lessons 1 and 2	Chapter 1 Lesson 2 & 3
September 5-9	Lesson 1	Chapter 2 Lesson 1 Chapter 3 Lesson 1
September 12-16	Lesson 2	Chapter 3 Lesson 2 & 3
September 19-23	Lesson 3	Chapter 4 Lesson 1 Math Packet
September 27- 30	Lesson 4	Chapter 4 Lesson 2 & 3
October 3-7	Lesson 5	Chapter 4 Lesson 4 Chapter 5 Lesson 1 Review all 3 chapters

### **Language Arts and Math Assignments and Objectives for Learning Period 1 (August 29th – October 7th)**

**Thematic Units in Class: All About Me, The Weather, Ducks, Sun, Moon, Earth and Stars**

#### **Language Arts**

**Excursions theme: Lead the Way**

#### **Assignments:**

##### **Reading:**

- 1. Your child should read independently for at least 20 minutes per day**
- 2. Complete Reading log each day**
- 3. Complete lessons in Excursions Teacher's Edition for Day 1,3,5 (choose one or two lessons each day)**
- 4. Read anthology pages 1-221 (1 lesson per week).**
- 5. Write the answers to think critically pages at the end of each story in journal.**
- 6. Complete Practice book pages 1-36. (1 lesson per week).**
- 7. Complete Phonics practice book pages 1-27 (1 lesson per week)**

8. Read red phonics book (1 per week corresponding with excursions lesson)
9. Complete Wordly Wise lesson one in student book (cards, teachers edition etc. are on my website in the curriculum tab)
10. Practice sight words with flash cards at home (3 per week - they are listed at the beginning of each lesson) help, now, let's, in, too, no, so, hold, get, home, soon, late, oh, yes, find, much, thank

**Writing:**

11. Complete 5 writing assignments (one per week) to include the following:  
Day 1 – Brainstorm ideas, Day 2 – Draw a picture, Day 3 – Write about the topic  
Topics to include: Week 1: What is your favorite activity? Week 2: What is your favorite sport?, Week 3: Describe someone in your family. Week 4: What have you learned about ducks? Week 5: What happens in a storm?
12. All About Me Poster – complete and bring in to class on week 1 or 2

## **Math**

(see math year at a glance plans for additional guidance)

**Assignments:**


1. Use a calendar and complete calendar journal pages (1 per day)
2. Practice writing numbers 1-20 in your journal once per week.
3. Count objects around the house daily from 1-20 daily (higher if possible)
4. Complete math journal problems on from page in this packet (2 per week)
4. Following the above timeline complete the assigned chapter and lessons:
  - Teach the Lesson and introduce new vocabulary (Hardbook/Teachers Edition)
  - Do the Guided Practice together (Hard book)


**-Have your child complete the "Let's Practice" (Hard book)**  
**-Have your child complete the Workbook Pages (Soft book)**  
**\*Please take some time at the end of each chapter to review. I**  
**will be assessing students at the end of the chapters.**


**7. Work on IXL math (on the computer using IXL account**  
**(daily).**



# ALL ABOUT


I am  years old.

My favorite color is 

I love 

*This is me*

A word that describes me is


One thing I don't like is 

I want to be


when I grow up.

This is my Family






# ALL ABOUT



I am \_\_\_\_ years old.  
I live in \_\_\_\_\_.  
my favorite color is \_\_\_\_\_.  
my favorite animal is \_\_\_\_\_.



Here is a picture of me

this is my family


I wish that \_\_\_\_\_

I like to \_\_\_\_\_

My favorite place is \_\_\_\_\_

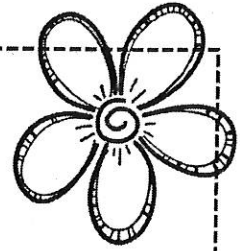
One word that describes me is \_\_\_\_\_








I am \_\_\_\_\_ years  
old.

# All About ME!



Favorite  
Subject:



My Favorite  
Books:


\_\_\_\_\_  
\_\_\_\_\_



Favorite  
Movie

Hello, My name is:

\_\_\_\_\_







# Reading Log



Name: \_\_\_\_\_ Month: \_\_\_\_\_

Directions: Read with your child each night. You may read to your child, your child reads to you, or a combination of the two. Be sure to mark which reading strategy you used for the book you read. More than one strategy may be used.

Date	Book Title	Minutes Read	Strategy Used (write #)	Parent Initial

## Reading Strategies

1. Ask and answer questions about a story.
2. Retell a story.
3. Make predictions about a story.
4. Identify characters, setting, and major events in a book.
5. Ask or answer questions about unknown words.
6. Identify the author and illustrator.
7. Identify parts of a book.
8. Sound out words.
9. Identify rhyming words in the story.
10. Identify letters or sight words in the book.
11. Identify punctuation.
12. Read the pictures.



# Reading Log



Name: \_\_\_\_\_ Month: \_\_\_\_\_

Directions: Read with your child each night. You may read to your child, your child reads to you, or a combination of the two. Be sure to mark which reading strategy you used for the book you read. More than one strategy may be used.

Date	Book Title	Minutes Read	Strategy Used (write #)	Parent Initial

## Reading Strategies

1. Ask and answer questions about a story.
2. Retell a story.
3. Make predictions about a story.
4. Identify characters, setting, and major events in a book.
5. Ask or answer questions about unknown words.
6. Identify the author and illustrator.
7. Identify parts of a book.
8. Sound out words.
9. Identify rhyming words in the story.
10. Identify letters or sight words in the book.
11. Identify punctuation.
12. Read the pictures.





- Created by Amanda Dykstra 2014



help

now

let's

in

too

no

so

hold



get

home

soon

late

oh

yes

find

much






thank	




### **Math Story Problems**

Record answers in math journal  
(2 per week)

1. Your teacher gave your table 5 sharp pencils. In the afternoon, she gave your table 3 more. How many pencils does your table have in all? Draw a picture to solve.
2. Search around the house for groups of objects. When you find a group, draw the objects and record the number next to your picture of the objects. For example, with a cluster of 4 bananas, you would draw four bananas and write the number 4.
3. Turn to page 34 in the hardcover book. Look at the picture. Make two number bonds.
4. Complete the hands on activity in Hardcover book page 14 in your journal.
5. After school you ate 6 mini carrots for a snack. Your friend ate 4 mini carrots for a snack. How many more mini carrots did you eat than your friend? Show your work in 3 ways- draw a picture, write a number sentence, and write a complete sentence.
6. There are two trees in a field next to each other. The shorter tree has 10 apples. The taller tree has 8 apples. Which tree has more apples?
7. Bucket A has 5 basketballs. Bucket B had 1 basketball. How many basketballs are there in all?
8. Find a die and roll it. Record your number in your journal. What is one more than that number? What is one less than that number? Write complete sentence in your journal: Example- One more than \_\_\_\_ is \_\_\_\_\_. \*Repeat 2 times.
9. There are 5 monkeys playing basketball and 3 monkeys watching them. Using a number bond, how many monkeys are there in all?
10. Mrs. Scavia has 9 markers. She lets Ms. Wilson borrow 4 markers. How many markers does Mrs. Scavia have left?
11. How many ways can you represent the number 10?
12. You have 3 cards. Your mom gave you 5 more. How many do you have now?



# CALENDAR JOURNAL



MY NAME IS: \_\_\_\_\_

today IS:

Monday	Tuesday	Wednesday	Thursday	Friday
--------	---------	-----------	----------	--------

THIS IS THE \_\_\_\_\_ DAY OF THE MONTH

Tally Marks:

the MONTH IS:


January	February
March	April
May	June
July	August
September	October
November	December

the Year IS:

2016	2017
------	------

OUR date IN #S:

\_\_\_\_\_ - \_\_\_\_\_ - \_\_\_\_\_



the weather IS:


WE HAVE BEEN  
IN SCHOOL FOR...

\_\_\_\_\_ days


PLACE VALUE:

\_\_\_\_\_ ones  
 \_\_\_\_\_ tens  
 \_\_\_\_\_ hundreds





# CALENDAR JOURNAL



MY NAME IS: \_\_\_\_\_

today IS:

Monday	Tuesday	Wednesday	Thursday	Friday
--------	---------	-----------	----------	--------

THIS IS THE \_\_\_\_\_ DAY OF THE MONTH

Tally Marks:

the MONTH IS:

January	February
March	April
May	June
July	August
September	October
November	December


the Year IS:

2016	2017
------	------

OUR date IN #S:

\_\_\_\_ - \_\_\_\_ - \_\_\_\_

the weather IS:





WE HAVE BEEN  
IN SCHOOL FOR...

\_\_\_\_\_ days


PLACE VALUE:

\_\_\_\_\_ ones  
 \_\_\_\_\_ tens  
 \_\_\_\_\_ hundreds





# CALENDAR JOURNAL



MY NAME IS: \_\_\_\_\_

today IS:

Monday	Tuesday	Wednesday	Thursday	Friday
--------	---------	-----------	----------	--------

THIS IS THE \_\_\_\_\_ DAY OF THE MONTH

Tally Marks:

the MONTH IS:

January	February
March	April
May	June
July	August
September	October
November	December

the Year IS:

2016	2017
------	------

OUR date IN #S:

\_\_\_\_\_ - \_\_\_\_\_ - \_\_\_\_\_

the weather IS:



\_\_\_\_\_


WE HAVE BEEN  
IN SCHOOL FOR...

\_\_\_\_\_ days


PLACE VALUE:

\_\_\_\_\_ ones  
 \_\_\_\_\_ tens  
 \_\_\_\_\_ hundreds





# CALENDAR JOURNAL



MY NAME IS: \_\_\_\_\_

today IS:

Monday	Tuesday	Wednesday	Thursday	Friday
--------	---------	-----------	----------	--------

THIS IS THE \_\_\_\_\_ DAY OF THE MONTH

Tally Marks:

the MONTH IS:

January	February
March	April
May	June
July	August
September	October
November	December


the Year IS:

2016	2017
------	------

OUR date IN #S:

\_\_\_\_\_ - \_\_\_\_\_ - \_\_\_\_\_

the weather IS:





WE HAVE BEEN  
IN SCHOOL FOR...

\_\_\_\_\_ days


PLACE VALUE:

\_\_\_\_\_ ones  
\_\_\_\_\_ tens  
\_\_\_\_\_ hundreds





# CALENDAR JOURNAL



MY NAME IS: \_\_\_\_\_

today IS:

Monday	Tuesday	Wednesday	Thursday	Friday
--------	---------	-----------	----------	--------

THIS IS THE \_\_\_\_\_ DAY OF THE MONTH

Tally Marks: \_\_\_\_\_

the MONTH IS:

January	February
March	April
May	June
July	August
September	October
November	December


the Year IS:

2016	2017
------	------

OUR date IN #S:

\_\_\_\_ - \_\_\_\_ - \_\_\_\_

the weather IS:





WE HAVE BEEN  
IN SCHOOL FOR...

\_\_\_\_\_ days


PLACE VALUE:

\_\_\_\_\_ ones  
 \_\_\_\_\_ tens  
 \_\_\_\_\_ hundreds





# CALENDAR JOURNAL



MY NAME IS: \_\_\_\_\_

today IS:

Monday	Tuesday	Wednesday	Thursday	Friday
--------	---------	-----------	----------	--------

THIS IS THE \_\_\_\_\_ DAY OF THE MONTH

Tally Marks:

the MONTH IS:

January	February
March	April
May	June
July	August
September	October
November	December


the Year IS:

2016	2017
------	------

OUR date IN #S:

\_\_\_\_\_ - \_\_\_\_\_ - \_\_\_\_\_

the weather IS:




WE HAVE BEEN  
IN SCHOOL FOR...


\_\_\_\_\_ days

PLACE VALUE:


\_\_\_\_\_ ones  
 \_\_\_\_\_ tens  
 \_\_\_\_\_ hundreds







# CALENDAR JOURNAL



MY NAME IS: \_\_\_\_\_

today IS:

Monday	Tuesday	Wednesday	Thursday	Friday
--------	---------	-----------	----------	--------

THIS IS THE \_\_\_\_\_ DAY OF THE MONTH

Tally Marks:

the MONTH IS:


January	February
March	April
May	June
July	August
September	October
November	December

the Year IS:

2016	2017
------	------

OUR date IN #S:

\_\_\_\_ - \_\_\_\_ - \_\_\_\_




the weather IS:

WE HAVE BEEN  
IN SCHOOL FOR...


\_\_\_\_\_ days

PLACE VALUE:


\_\_\_\_\_ ones  
 \_\_\_\_\_ tens  
 \_\_\_\_\_ hundreds







# CALENDAR JOURNAL



MY NAME IS: \_\_\_\_\_

today IS:

Monday	Tuesday	Wednesday	Thursday	Friday
--------	---------	-----------	----------	--------

THIS IS THE \_\_\_\_\_ DAY OF THE MONTH

Tally Marks:

the MONTH IS:

January	February
March	April
May	June
July	August
September	October
November	December


the Year IS:

2016	2017
------	------

OUR date IN #S:

\_\_\_\_\_ - \_\_\_\_\_ - \_\_\_\_\_

the weather IS:




WE HAVE BEEN  
IN SCHOOL FOR...

\_\_\_\_\_ days


PLACE VALUE:

\_\_\_\_\_ ones  
 \_\_\_\_\_ tens  
 \_\_\_\_\_ hundreds





# CALENDAR JOURNAL



MY NAME IS: \_\_\_\_\_

today IS:

Monday	Tuesday	Wednesday	Thursday	Friday
--------	---------	-----------	----------	--------

THIS IS THE \_\_\_\_\_ DAY OF THE MONTH

Tally Marks:

the MONTH IS:


January	February
March	April
May	June
July	August
September	October
November	December

the Year IS:

2016	2017
------	------

OUR date IN #S:

\_\_\_\_\_ - \_\_\_\_\_ - \_\_\_\_\_



the weather IS:


WE HAVE BEEN  
IN SCHOOL FOR...

\_\_\_\_\_ days


PLACE VALUE:

\_\_\_\_\_ ones  
 \_\_\_\_\_ tens  
 \_\_\_\_\_ hundreds





# CALENDAR JOURNAL



MY NAME IS: \_\_\_\_\_

today IS:

Monday	Tuesday	Wednesday	Thursday	Friday
--------	---------	-----------	----------	--------

THIS IS THE \_\_\_\_\_ DAY OF THE MONTH

Tally Marks:

the MONTH IS:


January	February
March	April
May	June
July	August
September	October
November	December

the Year IS:

2016	2017
------	------

OUR date IN #S:

\_\_\_\_\_ - \_\_\_\_\_ - \_\_\_\_\_




the weather IS:


WE HAVE BEEN  
IN SCHOOL FOR...

\_\_\_\_\_ days


PLACE VALUE:

\_\_\_\_\_ ones  
 \_\_\_\_\_ tens  
 \_\_\_\_\_ hundreds





# CALENDAR JOURNAL



MY NAME IS: \_\_\_\_\_

today IS:

Monday	Tuesday	Wednesday	Thursday	Friday
--------	---------	-----------	----------	--------

THIS IS THE \_\_\_\_\_ DAY OF THE MONTH

Tally Marks:

the MONTH IS:

January	February
March	April
May	June
July	August
September	October
November	December


the Year IS:

2016	2017
------	------

OUR date IN #S:

\_\_\_\_\_ - \_\_\_\_\_ - \_\_\_\_\_

the weather IS:



WE HAVE BEEN  
IN SCHOOL FOR...

\_\_\_\_\_ days


PLACE VALUE:

ones


tens

hundreds





# CALENDAR JOURNAL



MY NAME IS: \_\_\_\_\_

today IS:

Monday	Tuesday	Wednesday	Thursday	Friday
--------	---------	-----------	----------	--------

THIS IS THE \_\_\_\_\_ DAY OF THE MONTH

Tally Marks:

the MONTH IS:


January	February
March	April
May	June
July	August
September	October
November	December

the Year IS:

2016	2017
------	------

OUR date IN #S:

\_\_\_\_ - \_\_\_\_ - \_\_\_\_



the weather IS:


WE HAVE BEEN  
IN SCHOOL FOR...

\_\_\_\_\_ days


PLACE VALUE:

\_\_\_\_\_ ones  
 \_\_\_\_\_ tens  
 \_\_\_\_\_ hundreds





# CALENDAR JOURNAL



MY NAME IS: \_\_\_\_\_

today IS:

Monday	Tuesday	Wednesday	Thursday	Friday
--------	---------	-----------	----------	--------

THIS IS THE \_\_\_\_\_ DAY OF THE MONTH

Tally Marks:

the MONTH IS:


January	February
March	April
May	June
July	August
September	October
November	December

the Year IS:

2016	2017
------	------

OUR date IN #S:

\_\_\_\_\_ - \_\_\_\_\_ - \_\_\_\_\_



the weather IS: \_\_\_\_\_

WE HAVE BEEN  
IN SCHOOL FOR...


\_\_\_\_\_ days

PLACE VALUE:


\_\_\_\_\_ ones  
 \_\_\_\_\_ tens  
 \_\_\_\_\_ hundreds







# CALENDAR JOURNAL



MY NAME IS: \_\_\_\_\_

today IS:

Monday	Tuesday	Wednesday	Thursday	Friday
--------	---------	-----------	----------	--------

THIS IS THE \_\_\_\_\_ DAY OF THE MONTH

Tally Marks:

the MONTH IS:

January	February
March	April
May	June
July	August
September	October
November	December


the Year IS:

2016	2017
------	------

OUR date IN #S:

\_\_\_\_\_ - \_\_\_\_\_ - \_\_\_\_\_

the weather IS:




WE HAVE BEEN  
IN SCHOOL FOR...

\_\_\_\_\_ days


Place Value:

\_\_\_\_\_ ones  
 \_\_\_\_\_ tens  
 \_\_\_\_\_ hundreds





# CALENDAR JOURNAL



MY NAME IS: \_\_\_\_\_

today IS:

Monday	Tuesday	Wednesday	Thursday	Friday
--------	---------	-----------	----------	--------

THIS IS THE \_\_\_\_\_ DAY OF THE MONTH

Tally Marks:

the MONTH IS:

January	February
March	April
May	June
July	August
September	October
November	December


the Year IS:

2016	2017
------	------

OUR date IN #S:

\_\_\_\_\_ - \_\_\_\_\_ - \_\_\_\_\_

the weather IS:



\_\_\_\_\_

WE HAVE BEEN  
IN SCHOOL FOR...


\_\_\_\_\_ days

PLACE VALUE:


\_\_\_\_\_ ones  
\_\_\_\_\_ tens  
\_\_\_\_\_ hundreds







# CALENDAR JOURNAL



MY NAME IS: \_\_\_\_\_

today IS:

Monday	Tuesday	Wednesday	Thursday	Friday
--------	---------	-----------	----------	--------

THIS IS THE \_\_\_\_\_ DAY OF THE MONTH

Tally Marks:

the MONTH IS:

January	February
March	April
May	June
July	August
September	October
November	December


the Year IS:

2016	2017
------	------

OUR date IN #S:

\_\_\_\_\_ - \_\_\_\_\_ - \_\_\_\_\_

the weather IS:




\_\_\_\_\_


WE HAVE BEEN  
IN SCHOOL FOR...

\_\_\_\_\_ days


PLACE VALUE:

\_\_\_\_\_ ones  
\_\_\_\_\_ tens  
\_\_\_\_\_ hundreds





# CALENDAR JOURNAL



MY NAME IS: \_\_\_\_\_

today IS:

Monday	Tuesday	Wednesday	Thursday	Friday
--------	---------	-----------	----------	--------

THIS IS THE \_\_\_\_\_ DAY OF THE MONTH

Tally Marks:

the MONTH IS:

January	February
March	April
May	June
July	August
September	October
November	December


the Year IS:

2016	2017
------	------

OUR date IN #S:

\_\_\_\_ - \_\_\_\_ - \_\_\_\_

the weather IS:





WE HAVE BEEN  
IN SCHOOL FOR...

\_\_\_\_\_ days


PLACE VALUE:

\_\_\_\_\_ ones  
 \_\_\_\_\_ tens  
 \_\_\_\_\_ hundreds





# CALENDAR JOURNAL



MY NAME IS: \_\_\_\_\_

today IS:

Monday	Tuesday	Wednesday	Thursday	Friday
--------	---------	-----------	----------	--------

THIS IS THE \_\_\_\_\_ DAY OF THE MONTH

Tally Marks:

the MONTH IS:

January	February
March	April
May	June
July	August
September	October
November	December


the Year IS:

2016	2017
------	------

OUR date IN #S:

\_\_\_\_ - \_\_\_\_ - \_\_\_\_

the weather IS:



WE HAVE BEEN  
IN SCHOOL FOR...

\_\_\_\_\_ days

PLACE VALUE:

\_\_\_\_\_ ones  
 \_\_\_\_\_ tens  
 \_\_\_\_\_ hundreds

