

First Grade
Assignment
Packet
LP2

Ms. Wilson

Language arts and math calendar of assignments for LP2

Learning Period 1	Excursions	Math in Focus
October 10-14	Lesson 6	Chapter 5
October 17-21	Lesson 7	Chapter 5
October 24-28	Lesson 8	Chapter 7
October 31 - Nov. 4	Lesson 9	Chapter 7
Nov. 7-10	Lesson 10	Chapter 8
Nov. 14-18	Lesson 11	Chapter 8 and Review

Language Arts and Math Assignments and Objectives for Learning Period 2 (October 10th - November 18th)

Thematic Units in Class: , Ducks, Pumpkins, Landforms

Language Arts

Excursions theme:

Assignments:

Reading:

1. Your child should read independently for at least 20 minutes per day
2. Complete Reading log each day
3. Complete lessons in Excursions Teacher's Edition for Day 1,3,5 (choose one or two lessons each day)
4. Read anthology pages 187-221 (Lead the Way) and 1-207 in (Make a Splash) anthology (1 lesson per week).
5. Write the answers to think critically pages at the end of each story in journal.
6. Complete Large red phonics book - lead the way pages 37-60. (1 lesson per week). and make a splash section 1-36.
7. Complete Phonics practice book pages 28-58 (1 lesson per week)
8. Read red phonics book (1 per week corresponding with excursions lesson)
9. Complete Wordly Wise lesson 1 and 2 in student book (cards, teachers edition etc. are on my website in the curriculum tab)
10. Practice sight words with flash cards at home (3 per week - they are listed at the beginning of each lesson) some, make, of, how, day, said, eat, first, time, was, don't, says, new, does, many,school, every, your, very, from

Writing:

11. Complete 5 writing assignments (one per week) to include the following:

Day 1 – Brainstorm ideas, Day 2 – Draw a picture, Day 3 – Write about the topic

Topics to include: Week 1: What do you like about fall? Week 2: What is your favorite game?, Week 3: What are some facts you learned about ducks?. Week 4: What is your favorite month? Why? Week 5: What do you like to do with your family?

12. BBook Report - Pumpkin or character in a can - due in class on October 27th.

Math

(see math year at a glance plans for additional guidance)

Assignments:

1. Use a calendar and complete calendar journal pages (1 per day)

2. Practice writing numbers 20-40 in your journal once per week.

3. Count objects around the house once per week.

4. Complete math journal problems from page in this packet (2-3 per week)

4. Complete the assigned chapter and lessons: (Chapters 5-8)

-Teach the Lesson and introduce new vocabulary (Hardbook/Teachers Edition)

-Do the Guided Practice together (Hard book)

-Have your child complete the "Let's Practice" (Hard book)

-Have your child complete the Workbook Pages (Soft book)

***Please take some time at the end of each chapter to review. I will be assessing students at the end of the chapters.**

7. Work on IXL math (on the computer using IXL account (daily)).



Pumpkin or Can Character

It's October and that means pumpkins are everywhere! Let's take this harvest theme and bring it into our class for some reading fun!

This month we are asking you to complete this really different book report together!

- Select a book and read it together.
- Focus your discussion on the characters in the story.
- Pick one character and create them on a small pie size pumpkin. (or can)
(A small enough pumpkin that the student can carry it.)
- Decorate it, paint it, glue things to it, and just get creative! (Please don't carve it though.)
- Complete the attached book report.

Here is a sample of a great book report:



Don't have a book, not a problem! Visit the school library, your local library or bookstore. (You could even ask me for a book if you promise to bring it back!)

Please send in your pumpkin, book report, and book ~~by~~ on Oct. 27th
On Oct 27th (or can) we will read many of these stories and talk about the characters the students have created.

Can or Pumpkin Character Book Report

Title: _____

Author: _____

Character Created: _____


Describe this character.

What did this character do in the story?


Do you like this character and why?

Learning Period 2 ,
 First Grade Math Journal Prompts
 (Approximately 3 per week)

1	You have 10 cars. You gave away 3 of your cars. How many do you have left?
2	Write and solve : $10 - 9 =$, $9 - 5 =$, $6 - 3 =$.
3	There were 6 lions in the desert. 2 lions went to the rain forest. How many lions were left in the desert?
4	$10 - 5 =$ $9 - 6 =$ $9 - 9 =$
5	Make a number bond for 5-1
6	Make a number bond for 10-8
7	Draw 3 rectangles, 2 triangles and 2 circles. Color the rectangles red, the triangles green and the circles blue.
8	Find 10 items in your house the shape of a sphere. Draw 2 of those items in your journal.
9	Make a boat using just triangles in your journal.
10	Make an AB, AAB, ABC pattern with triangles, circles and squares in your journal.
11	Draw 7 circles. Now color the 5 th one red.
12	Draw 10 squares. Label them with ordinal numbers (1 st – 10 th)
13	Draw a cat on your journal page. Draw a ball under the cat. Draw a triangle above the cat.
14	.Draw a toy car in your journal. Draw another care in front of that car. Color the second car green.
15	Make an ABC pattern in your journal using circles, squares and triangles. Color the third shape orange. Color the 6 th shape red.



CALENDAR JOURNAL



MY NAME IS: _____

today IS:

Monday	Tuesday	Wednesday	Thursday	Friday
--------	---------	-----------	----------	--------

THIS IS THE _____ DAY OF THE MONTH

Tally Marks:

the MONTH IS:


January	February
March	April
May	June
July	August
September	October
November	December

the Year IS:

2016	2017
------	------

OUR date IN #S:

_____ - _____ - _____




the weather IS: _____

WE HAVE BEEN
IN SCHOOL FOR...

_____ days

PLACE VALUE:



_____ ones
_____ tens
_____ hundreds

