

First Grade
Assignment
Packet
LP5

Ms. Wilson/Mrs.
Morris

Language arts and math calendar of assignments for LP2

Learning Period 4	Excursions	Math in Focus
Week 1	Lesson 22	Chapter 13 (finish)
Week 2	Lesson 23	Chapter 14
Week 3	Lesson 24	Chapter 15
Week 4	Lesson 25	Chapter 15
Week 5	Book report Lesson 26	Chapter 16
Week 6	Lesson 27	Chapter 16

Language Arts and Math Assignments and Objectives for Learning Period 5 (March 7th - May 1st)

Excursions theme:

Assignments:

Reading:

1. Your child should read independently for at least 20 minutes per day
2. Complete Reading log each day
3. Complete lessons in Excursions Teacher's Edition for Day 1,3,5 (choose one or two lessons each day)
4. Read anthology pages for lessons 22-27
5. Write the answers to think critically pages at the end of each story in journal.
6. Complete both practice books for lessons 22-27.
9. Complete Wordly Wise
10. Practice sight words with flash cards at home (3 per week - they are listed at the beginning of each lesson): (I choose three from the list for each lesson):
walked, light, because, love, city, hello, high, busy, talk, color, hair, toes, climbed, thought, Earth, baby, heard, done

Writing:

11. Complete 5 writing assignments (one per week) to include the following:

Day 1 – Brainstorm ideas, draw a picture Day 2 - rough draft Day 3 – Editing, final draft (at least 6 sentences - with an introduction, 3 details and a concluding sentence)

Topics to include:

Week 1: After reading the story on pages 178 and 179 about birds in your anthology write a description of a bird.

Week 2: Read page 216 in your anthology. Write a description of a person you like to visit.

Week 3: Read anthology page 256. Write about a mystery you would like to solve.

Week 4: Read anthology page 52. Write about an animal you like.

Week 5: Read anthology page 92. Write about outer space.

Week 6: Read page 136. If a baby seal could talk what would she say?

12. Book report - Complete the Book Report Scoop form in this packet. Paste the scoops on another page to form an ice cream cone. Bring the report to your meeting and present it to your teacher.

Math

Assignments:

1. Use a calendar and complete calendar journal pages (1 per day)
2. Practice writing numbers 80-100 in your journal once per week.
3. Count objects around the house once per week.
4. Complete math journal problems from page in this packet (2-3 per week)
4. Complete the assigned chapter and lessons: (Chapters 13-16)
 - Teach the Lesson and introduce new vocabulary (Hardbook/Teachers Edition)
 - Do the Guided Practice together (Hard book) (orally is fine)
 - Have your child complete the “Let’s Practice” (Hard book)
 - Have your child complete the Workbook Pages (Soft book)
- *Please take some time at the end of each chapter to review. I will be assessing students at the end of the chapters.
7. IXL Math - log in and work on IXL for at least 15 minutes daily.

1. Fill in the scoops.
2. Color and cut out the cone and the scoops.
3. Paste scoop 1 on the cone.
4. Then paste scoop 2 on scoop 1 and scoop 3 on scoop 2.

3

Title

Author

1


The book ends:

2

The book begins:

Book Report Scoop

Ex:



Learning Period 5 (3/7/17 – 5/1/17)
 First Grade Math Journal Prompts
 (Approximately 3 per week)

1	Solve this problem: You had 37 toys. You gave your brother 18 toys. How many do you have now?
2	Solve: $46 - 18 =$ $51 - 29 =$
3	You have 16 cards. Your mom has 11 cards. How many more cards do you have?
4	You have 28 apples. You gave away 8 of them? How many are left?
5	There were 15 zebras at the zoo. There were 8 koalas. How many fewer koalas are there?
6	Write the numbers 50-60.
7	Write the months of the year in your journal.
8	Draw a clock in your journal. Show 8:00 on the clock with the hands.
9	What time do you go to bed at night? Draw a clock and the time.
10	Write the numbers 10 – 100 by tens in your journal.
11	Write these numbers in words: 59 66 78
12	10 more than 39 is:
13	10 less than 35 is:
14	$49 - 10 =$
15	How many tens and how many ones are in this number: 87

Read

Directions: Read with your child each night. You may read to your child, your child reads to you, or a combination of the two. Be sure to mark which reading strategy you used for the book you read. More than one strategy may be used.

Reading Strategies

1. Ask and answer questions about a story.
2. Retell a story.
3. Make predictions about a story.
4. Identify characters, setting, and major events in a book.
5. Ask or answer questions about unknown words.
6. Identify the author and illustrator.
7. Identify parts of a book.
8. Sound out words.
9. Identify rhyming words in the story.
10. Identify letters or sight words in the book.
11. Identify punctuation.
12. Read the pictures.

READ

Read

CALENDAR JOURNAL

MY NAME IS: _____

TODAY IS:

Monday	Tuesday	Wednesday	Thursday	Friday
--------	---------	-----------	----------	--------

THIS IS THE _____ DAY OF THE MONTH

Tally Marks:

THE MONTH IS:


January	February
March	April
May	June
July	August
September	October
November	December

THE YEAR IS:

2016	2017
------	------

OUR DATE IN #S:

_____ - _____ - _____



THE WEATHER IS: _____

WE HAVE BEEN
IN SCHOOL FOR...


_____ days

PLACE VALUE:

_____ ones

_____ tens

_____ hundreds



CALENDAR JOURNAL

MY NAME IS: _____

today IS:

Monday	Tuesday	Wednesday	Thursday	Friday
--------	---------	-----------	----------	--------

THIS IS THE _____ DAY OF THE MONTH

Tally Marks:

the MONTH IS:


January	February
March	April
May	June
July	August
September	October
November	December

the Year IS:

2016	2017
------	------

OUR date IN #S:

_____ - _____ - _____



the weather IS:

WE HAVE BEEN
IN SCHOOL FOR...

_____ days

PLACE VALUE:

_____ ones
 _____ tens
 _____ hundreds

