

# Kindergarten Assignment Packet

LP3 (November 27th - January 19th)



# ***Kindergarten***

## ***Language Arts and Math Assignments and Objectives for Learning Period 3 (November 27th - January 19th)***

**Thematic Units in Class: All About Winter, Snowmen, Dinosaurs**

### **Language Arts**

Excursions theme: Lessons 11-15

#### **Objectives:**

**Reading:** Your child will learn about and read letters g,f,b,k,o

Your child will learn to blend syllables and recognize rhyming words

Your child will learn and practice beginning, middle and final phoneme in a word

Your child will learn the following word families: in, it, ing, ot and op

**Grammar:** Your child will continue to practice writing a complete sentence and learn about nouns and adjectives.

**High Frequency/So Simple Words:** Your child will learn the words does, were, did, from, went, look, see, every, this, some, many, want

**Focus Skill:** Your child will learn to story setting, beginning, middle and end, details in a story. Author and Illustrator in a story.

**Focus Strategy:** Your child will learn to summarize what they read, generate and ask questions and learn about the story structure.

**Writing:** Your child will learn questions, exclamations, and commands. Your child will learn to write three complete sentences on a topic. Your child will learn to write a response to a story.

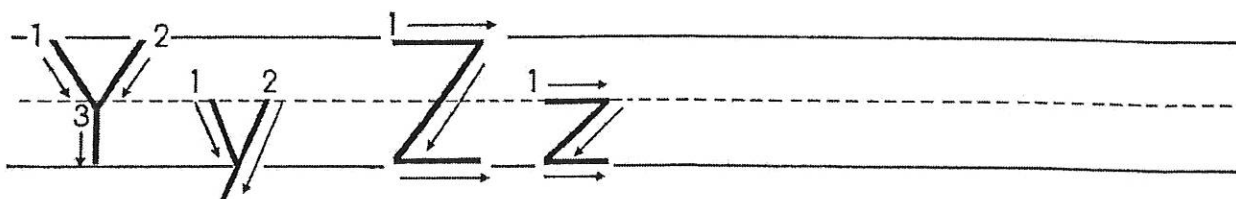
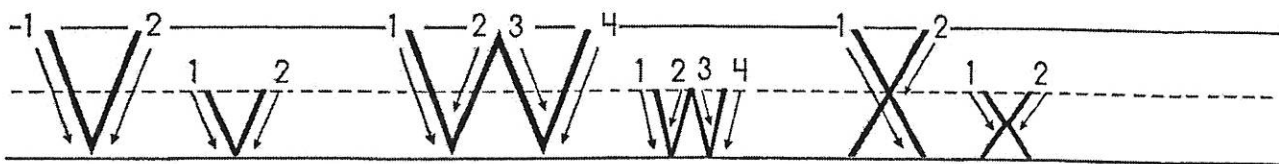
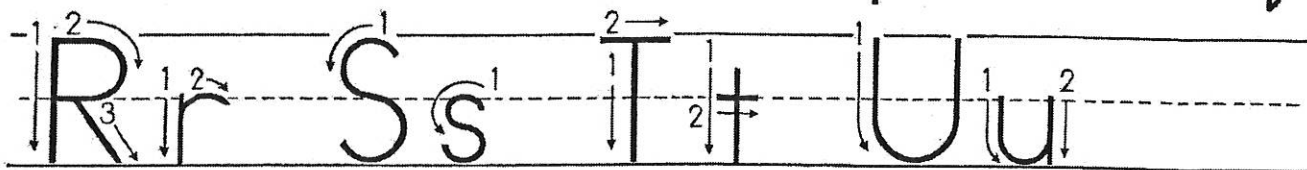
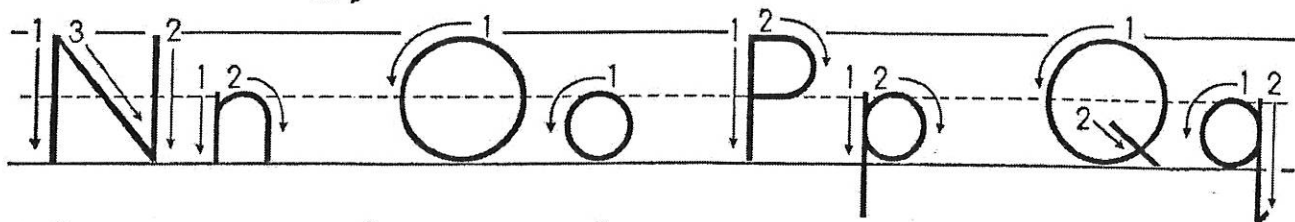
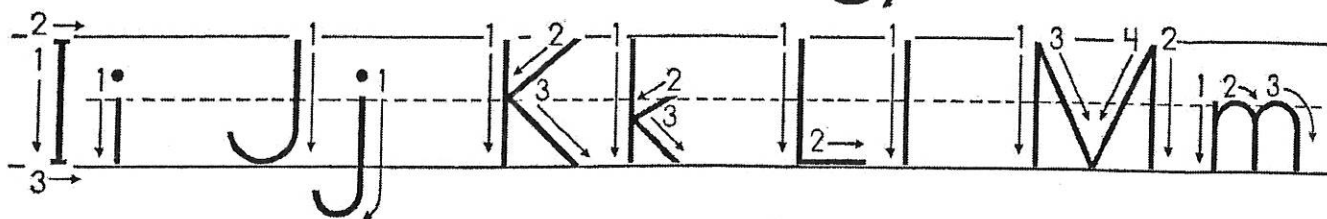
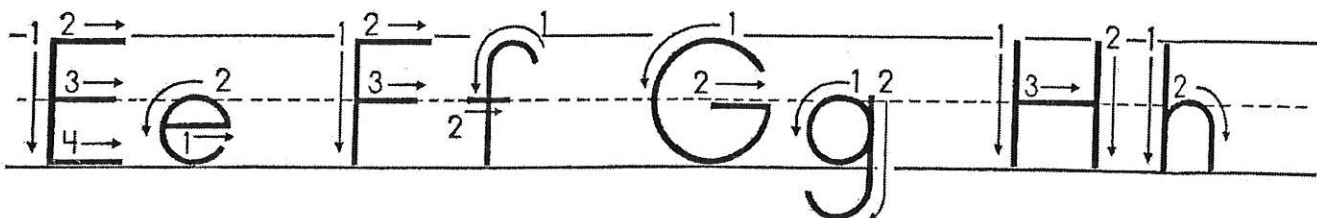
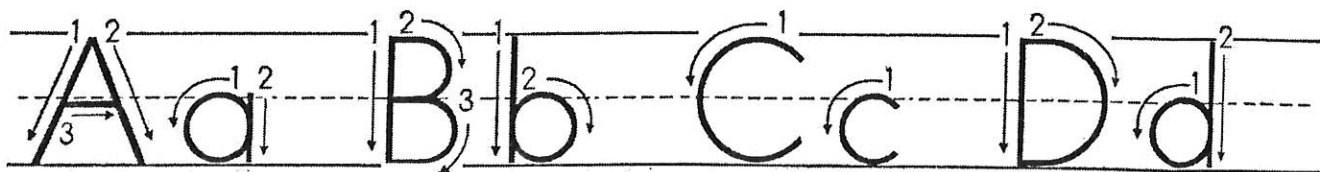
#### **Assignments:**

##### **Reading:**

1. Read daily to and with your child for at least 20 minutes
2. Complete Reading log each day
3. Complete lessons 11-15 in Excursions Teacher's Edition for Day 1,3,5 (choose one or two lessons each day)
4. Complete Blue phonics Practice book pages 53-76. (approx. 2 pages per day).
5. Complete Time Saver packet for lessons 11-5.
6. Practice letters and sounds daily with flashcards and other games.
7. Writing:
8. Complete 5 writing assignments (one per week) to include the following:  
Day 1 – Brainstorm ideas, Day 2 – Draw a picture, Day 3 – Write about the topic  
Topics to include: Week 1: What do you like to do when it rains? Week 2: Free Writing, Week 3: What would you do in the snow? Week 4: Describe how to make a snowman. Week 5: Read a story and write about your favorite part. Week 6: Describe your favorite dinosaur.
9. Log in to Compass Learning/Edugenuity and have your child practice for 15-20 minutes on the lessons.
10. High Frequency Words: does, were, did, from, went, look, see, every, this, some, many, want. Practice your cheers for all words each week (about three words per week)
11. Choose a book, complete book report form on story setting in this packet. Create a diorama to show the setting of your story. Bring in to class to share on January 11th.

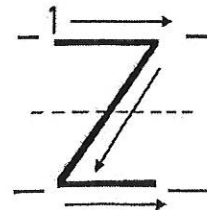
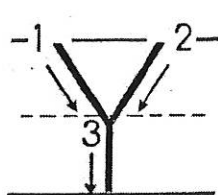
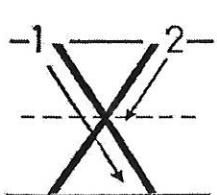
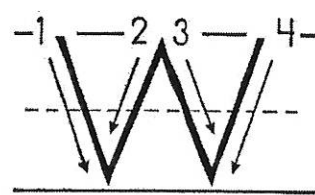
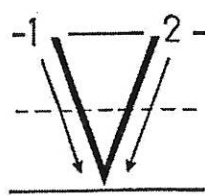
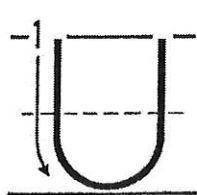
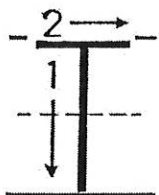
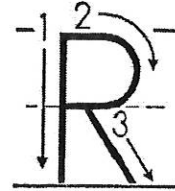
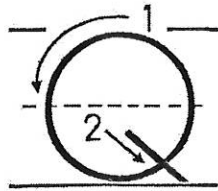
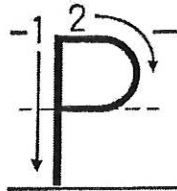
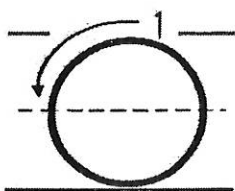
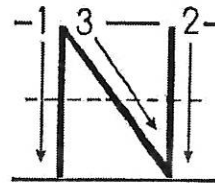
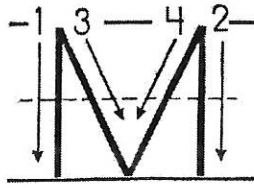
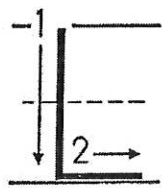
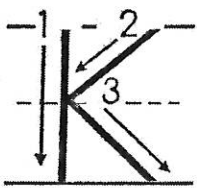
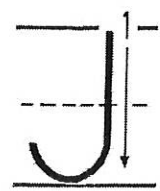
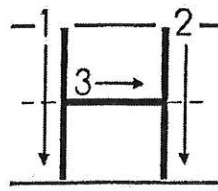
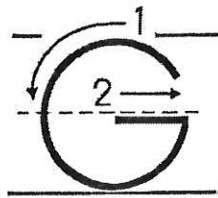
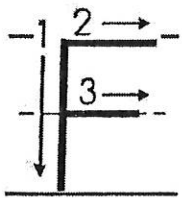
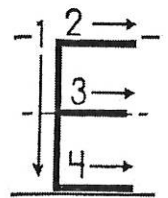
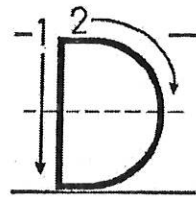
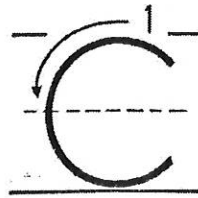
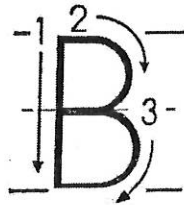
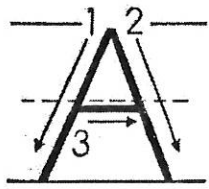

# Letter Formation

Please practice the correct stroke order shown below for each letter.



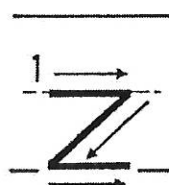
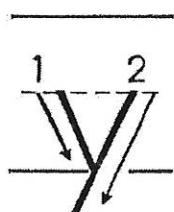
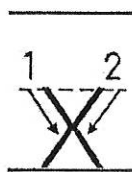
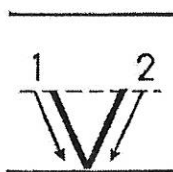
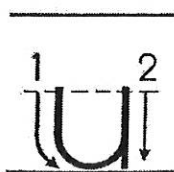
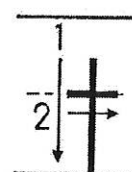
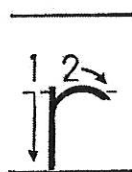
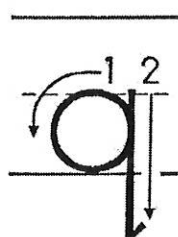
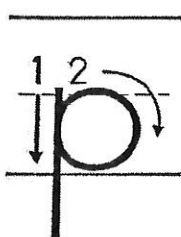
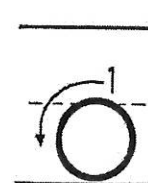
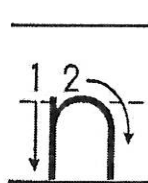
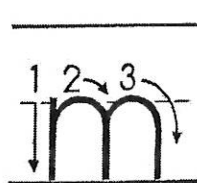

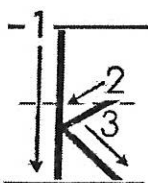
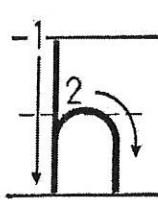
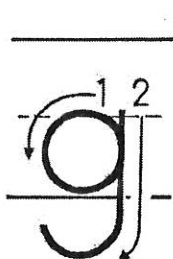
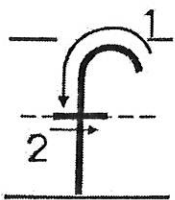
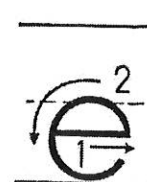
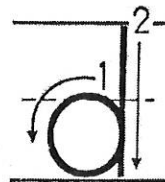
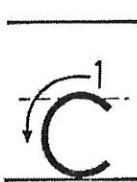
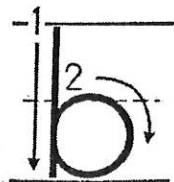
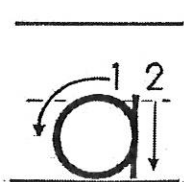
# Letter Formation

Trace each letter with your pointer finger. Say the name and sound of each letter.



# Letter Formation

Trace each letter with your pointer finger. Say the name and sound of each letter.





# Letter Sounds



Letter	Sound	Sample Words
a	/a/	apple, alligator
b	/b/	balloon, bear
c	/k/	cat, cake
d	/d/	dinosaur, door
e	/e/	elephant, egg
f	/f/	fan, fish
g	/g/	gate, gorilla
h	/h/	hat, house
i	/i/	igloo, insect
j	/j/	jet, jar
k	/k/	kite, king
l	/l/	lion, lamp
m	/m/	milk, monkey
n	/n/	nurse, nest
o	/o/	octopus, on
p	/p/	pop, pencil
q	/coo/	quilt, queen
r	/r/	rabbit, rain
s	/s/	star, sun
t	/t/	turtle, top
u	/u/	up, uncle
v	/v/	van, volcano
w	/woo/	water, window
x	/ks/	box, fix
y	/yee/	yellow, yak
z	/z/	zebra, zipper



## Book Report Assignment


Setting in a box

Due: January 11th in class

Directions: Read a fiction or non-fiction book of your choice. Fill in the setting book report form. Create the setting of your book in a shoe box or other small box.

Bring your report to class on January 11th.

Example: Book title, "Under the Sea."



Example: Book title, "All About Penguins."



Name \_\_\_\_\_


## **Setting**

The **setting** of a book is where the story takes place. Some authors choose a farm, city, or a small town to be the setting. Other authors like to write about the ocean, the mountains, or the desert. A circus, a castle, or a toy store could also be settings for books.

Fill in the title and author of the book you are reading. Draw a picture showing the main setting of the story.

Title: \_\_\_\_\_

Author: \_\_\_\_\_



Would you like to visit this place? Tell why or why not.

\_\_\_\_\_  
\_\_\_\_\_



does

were

did

from

went

look

see

every



this

some

many

want







**READ**



# Math

(see math year at a glance plans for additional guidance)

**Objectives for this learning period:** Your child will learn, write and count numbers 1-50.

Your child will demonstrate an understanding of time and calendar.

Your child will learn length, size, weight and capacity of a given object.

## **Assignments:**

1. Use a calendar and complete calendar journal pages (1 per day) and practice days of the week song (daily)
2. Practice writing numbers 1-50 on number practice sheets in this assignment packet.
3. Count objects around the house daily from 1-50 daily (higher if possible)
4. Follow the math teacher's guide and complete lessons for chapters 7-9 (approx. 1 chapter every two weeks).
5. Complete the following practice book pages in the math textbook (147-198) (about 2-3 per day).
6. Complete the following pages (57-81) in the math activity book (about 1-2 per day).
7. Work on IXL math (Kindergarten level) on the computer using IXL account (daily).
8. Complete math journal problems in math journal in this packet (one per day).

Learning Period 3  
Kindergarten At-Home Math Journal Prompts

1	Draw three lines in your journal that are different sizes. Tell which one is the smallest and which is the largest.
2	Find 20 items in your house that are alike. Draw and label them 1-20
3	You have 5 dogs and 5 cats. How many animals do you have all together?
4	Draw three cats that are different sizes. Write small, smaller and smallest under the cats.
5	Put the following numbers in order from least to greatest 5, 15, 4, 5, 13, 2, 6, 7, 1
6	Draw 10 mice in your journal. Now draw 2 more. How many do you have now?
7	Look around your house and find three things that are different weights. Draw them in your journal. Which was the heaviest?
8	Solve the following problems in your journal. $5-3=$ ____, $10-4=$ ____
9	Use a ruler to measure objects around your house. Write the length of the shortest object in your journal.
10	You have 5 cars and you gave 2 cars to your friend. How many do you have now?
11	Write the numbers <del>1-50</del> in your journal. 1-50
12	How many paperclips long is your foot?
13	Write down numbers 1-15. Which number comes first? Which number comes last?
14	Draw 10 apples in your journal. Color the first one red and the second one green. Repeat this pattern with the rest of the apples.
15	You have 4 toy cars. There are 2 wheels on each car. How many wheels are there on both cars? Draw a picture and solve in your journal.

Name \_\_\_\_\_ Date \_\_\_\_\_

Week 1

1	2	3		5	6		8	9	10
11	12		14	15		17	18	19	20
21		23	24	25	26	27		29	30
31	32	33		35	36	37	38		40
41	42		44	45		47	48	49	50

WEEK 2

Name \_\_\_\_\_

Date \_\_\_\_\_

[illegible]



Week 4

Name \_\_\_\_\_ Date \_\_\_\_\_

1																		

Week 5

Name \_\_\_\_\_

Date \_\_\_\_\_

1										



Name \_\_\_\_\_ Date \_\_\_\_\_


Date \_\_\_\_\_

## Weekly Math Assignment

Write your numbers 1-50 in order below

WEEK 4

[illegible]



# CALENDAR JOURNAL



MY NAME IS: \_\_\_\_\_

today IS:

Monday	Tuesday	Wednesday	Thursday	Friday
--------	---------	-----------	----------	--------

THIS IS THE \_\_\_\_\_ DAY OF THE MONTH

Tally Marks:

the MONTH IS:


January	February
March	April
May	June
July	August
September	October
November	December

the Year IS:

2016	2017
------	------

OUR date IN #S:

\_\_\_\_ - \_\_\_\_ - \_\_\_\_



the weather IS:

WE HAVE BEEN  
IN SCHOOL FOR...

\_\_\_\_\_ days

PLACE VALUE:

\_\_\_\_\_ ones

\_\_\_\_\_ tens

\_\_\_\_\_ hundreds

