

Kindergarten

Assignment

Packet

LP1

Ms. Wilson

# ***Kindergarten***

## ***Language Arts and Math Assignments and Objectives for Learning Period 1 (August 28th – October 6th)***

**Thematic Units in Class: All About Weather, Seasons, and Ducks**

### **Language Arts**

Excursions theme: All About Me/Families

~~(See attached language arts year at a glance weekly objectives to guide your learning as well)~~

#### **Objectives:**

**Reading:** Your child will learn about and read letters m, s, r, t, p, c

Your child will learn to blend syllables and recognize rhyming words

**Grammar:** Your child will learn what a sentence is.

**High Frequency/So Simple Words:** Your child will learn the words I, like, the, and, go, my, on, off, here, not, can, for, are

**Focus Skill:** Your child will learn to make predictions.

Your child will learn the parts of a book and who the characters are in a book.

**Focus Strategy:** Your child will learn to summarize what they read, ask questions and learn about the story structure.

**Handwriting:** Your child will practice writing letters.

**Writing:** Your child will learn to write names. Your child will learn to write a simple sentence. Your child will learn what a period is.

**Vocabulary:** Wordly Wise lesson 1

#### **Assignments:**

1. Read daily to and with your child for at least 15 minutes.
2. Complete attached reading log each day.
3. Complete lessons in Excursions Teacher's Edition for Day 1,3,5 (choose one or two lessons each day).
4. Complete Blue phonics Practice book pages 1-36. (approx. 2 pages per day).
5. Complete Time Saver packet for Theme 1 and 2 (approx. 2-3 pages per day).
6. Practice letters and sounds daily with flashcards and other games.
7. Complete 5 writing assignments (one per week) to include the following:  
Day 1 – Brainstorm ideas, Day 2 – Draw a picture, Day 3 – Write about the topic  
Topics to include: Week 1: What is your favorite food? Week 2: What is your favorite fruit,  
Week 3: What is your favorite game? Week 4: What is your favorite kind of weather? Week 5:  
What do you know about the sun?
8. High Frequency Words: I, like, the, and, go, my, on, off, here, not, can, for  
Practice your cheers for all words each week (about three words per week)
9. Wordly Wise - Lesson 1
10. Handwriting without tears - Lesson 1
11. All About Me Poster – complete and bring into class on week 1 or 2 (Sept. 5,7, 12 or 14th)

# Math

(see math year at a glance plans for additional guidance)

**Objectives for this learning period:** Your child will learn, write and count numbers 1 – 10.

Your child will learn to match and sort numbers.

Your child will learn the calendar and the days of the week.

Your child will learn how to solve simple story problems.


## **Assignments:**


1. Use a calendar and complete calendar journal pages (1 per day) and practice days of the week song (daily)
2. Practice writing numbers 1-10 on number practice sheets in this assignment packet.
3. Count objects around the house daily from 1-10 daily (higher if possible)
4. Follow the math teacher's guide and complete lessons for chapters 1-3 (approx. 1 chapter every two weeks).
5. Complete the following practice book pages in the math textbook (1-85) (about 2-3 per day).
6. Complete the following pages(1-25) in the math activity book (about 1-2 per day).
7. Work on IXL math (Kindergarten level) on the computer using IXL account (daily).






# ALL ABOUT


I am  years old.

My favorite color is 

I love 

*This is me*

A word that describes me is 


One thing I don't like is 

I want to be


when I grow up.

This is my Family






# ALL ABOUT



I am \_\_\_\_ years old.  
I live in \_\_\_\_\_.  
my favorite color is \_\_\_\_\_.  
my favorite animal is \_\_\_\_\_.

this is my family

One word that describes me is:



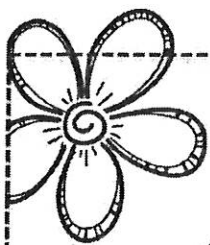
Here is a picture of me

I wish that \_\_\_\_\_

I like to \_\_\_\_\_

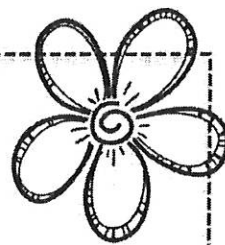
My favorite place is \_\_\_\_\_







I am \_\_\_\_\_ years  
old.

# All About ME!



Favorite  
Subject:




My Favorite  
Books:

\_\_\_\_\_  
\_\_\_\_\_



Favorite  
Movie



Hello, My name is:





# Reading Log



Name: \_\_\_\_\_ Month: \_\_\_\_\_

Directions: Read with your child each night. You may read to your child, your child reads to you, or a combination of the two. Be sure to mark which reading strategy you used for the book you read. More than one strategy may be used.

Date	Book Title	Minutes Read	Strategy Used (write #)	Parent Initial

## Reading Strategies

1. Ask and answer questions about a story.
2. Retell a story.
3. Make predictions about a story.
4. Identify characters, setting, and major events in a book.
5. Ask or answer questions about unknown words.
6. Identify the author and illustrator.
7. Identify parts of a book.
8. Sound out words.
9. Identify rhyming words in the story.
10. Identify letters or sight words in the book.
11. Identify punctuation.
12. Read the pictures.



# Reading Log



Name: \_\_\_\_\_ Month: \_\_\_\_\_

Directions: Read with your child each night. You may read to your child, your child reads to you, or a combination of the two. Be sure to mark which reading strategy you used for the book you read. More than one strategy may be used.

## Reading Strategies

Date	Book Title	Minutes Read	Strategy Used (write #)	Parent Initial

1. Ask and answer questions about a story.
2. Retell a story
3. Make predictions about a story.
4. Identify characters, setting, and major events in a book
5. Ask or answer questions about unknown words.
6. Identify the author and illustrator.
7. Identify parts of a book.
8. Sound out words.
9. Identify rhyming words in the story.
10. Identify letters or sight words in the book.
11. Identify punctuation.
12. Read the pictures.





# Reading Log



Name: \_\_\_\_\_ Month: \_\_\_\_\_

Directions: Read with your child each night. You may read to your child, your child reads to you, or a combination of the two. Be sure to mark which reading strategy you used for the book you read. More than one strategy may be used.

Date	Book Title	Minutes Read	Strategy Used (write #)	Parent Initial

## Reading Strategies

1. Ask and answer questions about a story.
2. Retell a story.
3. Make predictions about a story.
4. Identify characters, setting, and major events in a book.
5. Ask or answer questions about unknown words.
6. Identify the author and illustrator.
7. Identify parts of a book.
8. Sound out words.
9. Identify rhyming words in the story.
10. Identify letters or sight words in the book.
11. Identify punctuation.
12. Read the pictures.



# Reading Log



Name: \_\_\_\_\_ Month: \_\_\_\_\_

Directions: Read with your child each night. You may read to your child, your child reads to you, or a combination of the two. Be sure to mark which reading strategy you used for the book you read. More than one strategy may be used.

Date	Book Title	Minutes Read	Strategy Used (write #)	Parent Initial

## Reading Strategies

1. Ask and answer questions about a story.
2. Retell a story.
3. Make predictions about a story.
4. Identify characters, setting, and major events in a book.
5. Ask or answer questions about unknown words.
6. Identify the author and illustrator.
7. Identify parts of a book.
8. Sound out words.
9. Identify rhyming words in the story.
10. Identify letters or sight words in the book.
11. Identify punctuation.
12. Read the pictures.

I

like

and

the

go

my

on

off



here

not


can

for

are




Aa




apple

Bb



ball

Cc



cat

Dd



dog

Ee



elephant

Ff



frog

Gg




goat

Hh



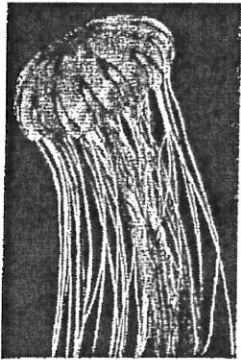
hippo

Ii




iguana

Jj




jellyfish

Kk



kite

Ll



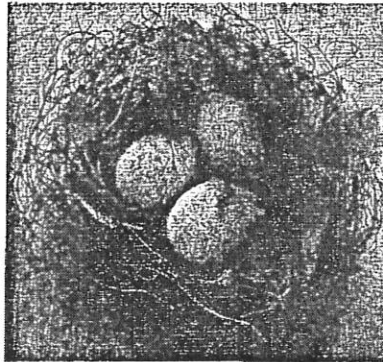
ladybug

Mm




monkey

Nn




nest

Oo



octopus

Pp




pumpkin

Qq



queen


Rr



robot




Ss




snake

Tt




tortoise

Uu




umbrella

Vv



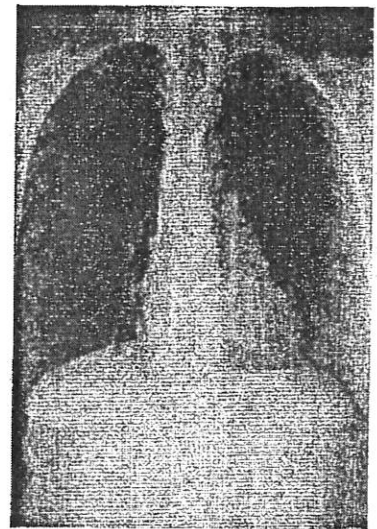
violin

Ww




watermelon

Xx



xray

Yy



yarn

Zz



zebra


one

1




Learning Period 1 XXXXXXXXXX  
Kindergarten Math Journal Prompts

1	You had 1 apple. Your friend had 2 apples. How many apples do you have all together?
2	Draw 2 fish in your journal. Tell how they are the same and different.
3	Draw a red apple in your journal. Now draw another fruit that is different. Tell how many pieces of fruit you have now and how they are the same and different.
4	Search around the house for groups of objects. Find 1 of something, 2 of something, 3 of something and 4 of something. Draw these items in your journal.
5	Find three items in your house that are alike. Draw them in your journal. Label them 1,2,3.
6	Find four of your favorite toys. Draw a picture of them in your journal. Find one more toy and draw it. How many toys do you have now?
7	Draw a picture of four bugs in your journal. Tell how they are alike and different.
8	Draw 2 bears and 2 lions in your journal. How many animals are on your page all together?
9	Find 5 of something in your house. Draw those items in your journal and label them with numbers 1-5.
10	You have two trees in your backyard. Each tree has two apples. How many apples are there all together? Draw a picture and solve in your journal.
11	Draw 5 teddy bears in your journal. Make them different colors. Tell how they are alike and different.
12	Draw an animal. Tell about the animal. How many legs does it have? How many arms? Eyes? Teeth?
13	Write the word names for 1 and 2 in your journal.
14	Write the word names for 3 and 4 in your journal.
15	Draw 5 different objects in your journal and label each one with a number then count them.



# CALENDAR JOURNAL



MY NAME IS: \_\_\_\_\_

today IS:

Monday	Tuesday	Wednesday	Thursday	Friday
--------	---------	-----------	----------	--------

THIS IS THE \_\_\_\_\_ DAY OF THE MONTH

Tally Marks:

the MONTH IS:


January	February
March	April
May	June
July	August
September	October
November	December

the Year IS:

2016	2017	<b>2018</b>
------	------	-------------

OUR date IN #S:

\_\_\_\_\_ - \_\_\_\_\_ - \_\_\_\_\_



the weather IS:

\_\_\_\_\_


WE HAVE BEEN  
IN SCHOOL FOR...

\_\_\_\_\_ days


Place value:

\_\_\_\_\_ ones  
 \_\_\_\_\_ tens  
 \_\_\_\_\_ hundreds





# CALENDAR JOURNAL



MY NAME IS: \_\_\_\_\_

today IS:

Monday	Tuesday	Wednesday	Thursday	Friday
--------	---------	-----------	----------	--------

THIS IS THE \_\_\_\_\_ DAY OF THE MONTH

Tally Marks:

the MONTH IS:


January	February
March	April
May	June
July	August
September	October
November	December

the Year IS:

2016	2017	<b>2018</b>
------	------	-------------

OUR date IN #S:

\_\_\_\_\_ - \_\_\_\_\_ - \_\_\_\_\_



the weather IS:

\_\_\_\_\_





WE HAVE BEEN  
IN SCHOOL FOR...

\_\_\_\_\_ days

PLACE VALUE:

\_\_\_\_\_ ones  
 \_\_\_\_\_ tens  
 \_\_\_\_\_ hundreds





# CALENDAR JOURNAL



MY NAME IS: \_\_\_\_\_

today IS:

Monday	Tuesday	Wednesday	Thursday	Friday
--------	---------	-----------	----------	--------

THIS IS THE \_\_\_\_\_ DAY OF THE MONTH

Tally Marks:

the MONTH IS:


January	February
March	April
May	June
July	August
September	October
November	December

the Year IS:

2016	2017	<b>2018</b>
------	------	-------------

OUR date IN #S:

\_\_\_\_\_ - \_\_\_\_\_ - \_\_\_\_\_



the weather IS: \_\_\_\_\_




WE HAVE BEEN  
IN SCHOOL FOR...

\_\_\_\_\_ days

PLACE VALUE:

\_\_\_\_\_ ones  
 \_\_\_\_\_ tens  
 \_\_\_\_\_ hundreds





# CALENDAR JOURNAL



MY NAME IS: \_\_\_\_\_

today IS:

Monday	Tuesday	Wednesday	Thursday	Friday
--------	---------	-----------	----------	--------

THIS IS THE \_\_\_\_\_ DAY OF THE MONTH

Tally Marks:

the MONTH IS:


January	February
March	April
May	June
July	August
September	October
November	December

the Year IS:

2016	2017	<b>2018</b>
------	------	-------------

OUR date IN #S:

\_\_\_\_\_ - \_\_\_\_\_ - \_\_\_\_\_



the weather IS:


\_\_\_\_\_


WE HAVE BEEN  
IN SCHOOL FOR...

\_\_\_\_\_ days


PLACE VALUE:

\_\_\_\_\_ ones  
\_\_\_\_\_ tens  
\_\_\_\_\_ hundreds





# CALENDAR JOURNAL



MY NAME IS: \_\_\_\_\_

today IS:

Monday	Tuesday	Wednesday	Thursday	Friday
--------	---------	-----------	----------	--------

THIS IS THE \_\_\_\_\_ DAY OF THE MONTH

Tally Marks:

the MONTH IS:


January	February
March	April
May	June
July	August
September	October
November	December

the Year IS:

2016	2017	<b>2018</b>
------	------	-------------

OUR date IN #S:

\_\_\_\_\_ - \_\_\_\_\_ - \_\_\_\_\_



the weather IS:

\_\_\_\_\_


WE HAVE BEEN  
IN SCHOOL FOR...

\_\_\_\_\_ days


PLACE VALUE:

\_\_\_\_\_ ones  
 \_\_\_\_\_ tens  
 \_\_\_\_\_ hundreds





# CALENDAR JOURNAL



MY NAME IS: \_\_\_\_\_

today IS:

Monday	Tuesday	Wednesday	Thursday	Friday
--------	---------	-----------	----------	--------

THIS IS THE \_\_\_\_\_ DAY OF THE MONTH

Tally Marks:

the MONTH IS:


January	February
March	April
May	June
July	August
September	October
November	December

the Year IS:

2016	2017	<b>2018</b>
------	------	-------------

OUR date IN #S:

\_\_\_\_\_ - \_\_\_\_\_ - \_\_\_\_\_



the weather IS:

\_\_\_\_\_

WE HAVE BEEN  
IN SCHOOL FOR...

\_\_\_\_\_ days

PLACE VALUE:


\_\_\_\_\_ ones

\_\_\_\_\_ tens

\_\_\_\_\_ hundreds







# CALENDAR JOURNAL



MY NAME IS: \_\_\_\_\_

today IS:

Monday	Tuesday	Wednesday	Thursday	Friday
--------	---------	-----------	----------	--------

THIS IS THE \_\_\_\_\_ DAY OF THE MONTH

Tally Marks:

the MONTH IS:


January	February
March	April
May	June
July	August
September	October
November	December

the Year IS:

2016	2017	<b>2018</b>
------	------	-------------

OUR date IN #S:

\_\_\_\_\_ - \_\_\_\_\_ - \_\_\_\_\_



the weather IS:

\_\_\_\_\_

WE HAVE BEEN  
IN SCHOOL FOR...

\_\_\_\_\_ days


PLACE VALUE:

\_\_\_\_\_ ones

\_\_\_\_\_ tens

\_\_\_\_\_ hundreds





# CALENDAR JOURNAL



MY NAME IS: \_\_\_\_\_

today IS:

Monday	Tuesday	Wednesday	Thursday	Friday
--------	---------	-----------	----------	--------

THIS IS THE \_\_\_\_\_ DAY OF THE MONTH

Tally Marks:

the MONTH IS:


January	February
March	April
May	June
July	August
September	October
November	December

the Year IS:

2016	2017	<b>2018</b>
------	------	-------------

OUR date IN #S:

\_\_\_\_\_ - \_\_\_\_\_ - \_\_\_\_\_



the weather IS:

\_\_\_\_\_

WE HAVE BEEN  
IN SCHOOL FOR...

\_\_\_\_\_ days

PLACE VALUE:


\_\_\_\_\_ ones  
 \_\_\_\_\_ tens  
 \_\_\_\_\_ hundreds





today is:

THIS IS THE \_\_\_\_\_ DAY OF THE MONTH



# CALENDAR JOURNAL



MY NAME IS: \_\_\_\_\_

today IS:

Monday	Tuesday	Wednesday	Thursday	Friday
--------	---------	-----------	----------	--------

THIS IS THE \_\_\_\_\_ DAY OF THE MONTH

Tally Marks:

the MONTH IS:


January	February
March	April
May	June
July	August
September	October
November	December

the Year IS:

2016	2017	<b>2018</b>
------	------	-------------

OUR date IN #S:

\_\_\_\_\_ - \_\_\_\_\_ - \_\_\_\_\_



the weather IS:

\_\_\_\_\_




WE HAVE BEEN  
IN SCHOOL FOR...

\_\_\_\_\_ days

PLACE VALUE:

\_\_\_\_\_ ones  
 \_\_\_\_\_ tens  
 \_\_\_\_\_ hundreds





# CALENDAR JOURNAL

MY NAME IS: \_\_\_\_\_

today is:

Monday	Tuesday	Wednesday	Thursday	Friday
--------	---------	-----------	----------	--------

THIS IS THE \_\_\_\_\_ DAY OF THE MONTH

Tally Marks:

THE MONTH IS:


January	February
March	April
May	June
July	August
September	October
November	December

the Year is:

2016	2017	<b>2018</b>
------	------	-------------

OUR date IN #S:

\_\_\_\_\_



the weather is:

WE HAVE BEEN  
IN SCHOOL FOR...

           days


Place value:

ones


tens

hundreds





# CALENDAR JOURNAL



MY NAME IS: \_\_\_\_\_

today IS:

Monday	Tuesday	Wednesday	Thursday	Friday
--------	---------	-----------	----------	--------

THIS IS THE \_\_\_\_\_ DAY OF THE MONTH

Tally Marks:

the MONTH IS:


January	February
March	April
May	June
July	August
September	October
November	December

the Year IS:

2016	2017	<b>2018</b>
------	------	-------------

OUR date IN #S:

\_\_\_\_\_ - \_\_\_\_\_ - \_\_\_\_\_



the weather IS:



WE HAVE BEEN  
IN SCHOOL FOR...

\_\_\_\_\_ days


PLACE VALUE:

\_\_\_\_\_ ones


\_\_\_\_\_ tens

\_\_\_\_\_ hundreds





# CALENDAR JOURNAL



MY NAME IS: \_\_\_\_\_

today IS:

Monday	Tuesday	Wednesday	Thursday	Friday
--------	---------	-----------	----------	--------

THIS IS THE \_\_\_\_\_ DAY OF THE MONTH

Tally Marks:

the MONTH IS:


January	February
March	April
May	June
July	August
September	October
November	December

the YEAR IS:

2016	2017	<b>2018</b>
------	------	-------------

OUR date IN #S:

\_\_\_\_ - \_\_\_\_ - \_\_\_\_



the weather IS:




WE HAVE BEEN  
IN SCHOOL FOR...

\_\_\_\_\_ days

PLACE VALUE:

\_\_\_\_\_ ones  
 \_\_\_\_\_ tens  
 \_\_\_\_\_ hundreds



# CALENDAR JOURNAL



MY NAME IS: \_\_\_\_\_

today IS:

Monday	Tuesday	Wednesday	Thursday	Friday
--------	---------	-----------	----------	--------

THIS IS THE \_\_\_\_\_ DAY OF THE MONTH

Tally Marks:

the MONTH IS:


January	February
March	April
May	June
July	August
September	October
November	December

the Year IS:

2016	2017	<b>2018</b>
------	------	-------------

OUR date IN #S:

\_\_\_\_\_ - \_\_\_\_\_ - \_\_\_\_\_



the weather IS: \_\_\_\_\_

WE HAVE BEEN  
IN SCHOOL FOR...

\_\_\_\_\_ days

PLACE VALUE:

\_\_\_\_\_ ones  
 \_\_\_\_\_ tens  
 \_\_\_\_\_ hundreds





# CALENDAR JOURNAL

MY NAME IS: \_\_\_\_\_

MY NAME IS: \_\_\_\_\_

today is:

Monday	Tuesday	Wednesday	Thursday	Friday
--------	---------	-----------	----------	--------

THIS IS THE \_\_\_\_\_ DAY OF THE MONTH

Tally Marks:

THE MONTH IS:

January	February
March	April
May	June
July	August
September	October
November	December


the Year is:

2016	2017	<b>2018</b>
------	------	-------------

OUR date IN #S:

\_\_\_\_\_

the weather is:



# WE HAVE BEEN IN SCHOOL FOR...

           days


Place value:

ones


tens

hundreds





# CALENDAR JOURNAL



MY NAME IS: \_\_\_\_\_

today IS:

Monday	Tuesday	Wednesday	Thursday	Friday
--------	---------	-----------	----------	--------

THIS IS THE \_\_\_\_\_ DAY OF THE MONTH

Tally Marks:

the MONTH IS:

January	February
March	April
May	June
July	August
September	October
November	December

the Year IS:

2016	2017	<b>2018</b>
------	------	-------------

OUR date IN #S:

\_\_\_\_\_ - \_\_\_\_\_ - \_\_\_\_\_



the weather IS:



WE HAVE BEEN  
IN SCHOOL FOR...

\_\_\_\_\_ days

PLACE VALUE:

\_\_\_\_\_ ones

\_\_\_\_\_ tens

\_\_\_\_\_ hundreds



# CALENDAR JOURNAL

MY NAME IS: \_\_\_\_\_

MY NAME IS: \_\_\_\_\_

today is:

Monday	Tuesday	Wednesday	Thursday	Friday
--------	---------	-----------	----------	--------

THIS IS THE \_\_\_\_\_ DAY OF THE MONTH

Tally Marks:

THE MONTH IS:

January	February
March	April
May	June
July	August
September	October
November	December


the Year is:

2016	2017	<b>2018</b>
------	------	-------------

OUR date IN #S:

\_\_\_\_\_

the weather is:



# WE HAVE BEEN IN SCHOOL FOR...

           days


Place value:

ones


tens

\_\_\_\_\_ hundreds





# CALENDAR JOURNAL



MY NAME IS: \_\_\_\_\_

today IS:

Monday	Tuesday	Wednesday	Thursday	Friday
--------	---------	-----------	----------	--------

THIS IS THE \_\_\_\_\_ DAY OF THE MONTH

Tally Marks:

the MONTH IS:

January	February
March	April
May	June
July	August
September	October
November	December

the Year IS:

2016	2017	<b>2018</b>
------	------	-------------

OUR date IN #S:

\_\_\_\_ - \_\_\_\_ - \_\_\_\_



the weather IS:



WE HAVE BEEN  
IN SCHOOL FOR...

\_\_\_\_\_ days

PLACE VALUE:

\_\_\_\_\_ ones  
 \_\_\_\_\_ tens  
 \_\_\_\_\_ hundreds