

Kindergarten

Assignment

Packet

LP6

Ms. Wilson

Kindergarten Language Arts Assignments

LP6 (5/2/18 - 6/13/18)

Assignments

1. Complete Excursions lessons 28-30 in teacher's edition (optional lessons include review lessons at the end 31-34)
2. Complete gray time saver packet for Theme 10
3. Read daily for at least 25 minutes
4. Read reading a to z books sent home on AIM days
5. Complete daily reading log
6. Complete "First Grade Expectations" Assessment (language arts portion) and bring to final meeting. (math portion listed in math assignments below)
7. Complete four writing assignments in journal: (3 or more sentences each)
 - Describe your favorite animal. What type of animal are they?
 - Tell about your favorite part of the school year.
 - What does it take for a plant to grow? Describe what a plant needs to grow and live.
 - Describe what it is like in summer? What happens in this season?
8. Practice sight words for So Simple sight words: (make flashcards at home and practice)

only sure put though through they're family favorite a lot other
right used to during enough

9. Complete a research report on an animal or famous person or other topic that interests you. Make a file folder, poster board or a tri-fold board on your topic. There are some great visual examples on this Kindergarten teacher's website:

<http://mrsvomvolakiskindergarten.blogspot.com/2014/04/examples-of-animal-report-posters.html>

Optional: Present report at project showcase (June 5th).

10. Complete Explode the Code pages 68-93

Overall grade in language arts for this LP: (circle one)

O

S+

S

N+

N

Kindergarten Math assignments
LP6 (May 2 - June 13, 2018)
Chapters 17-20

1. Calendar - Locate the date on a calendar, say the date, day of the week and weather for that day
2. Complete daily calendar journal worksheets
3. Write numbers 1-100 (in First Grade expectations assessment) - please do not assist with this.
4. Count aloud from 1-100 (from First Grade expectations assessment) - write down the number they stop on or the first number they skip.
5. Complete all math pages from First Grade expectations assessment attached)
6. Complete activity workbook and textbook pages for chapters 17-20**
7. Work on IXL math on the computer for at least 15 minutes per day.

*Note - I am not sending home math journal problems this learning period.

**Time and Money (chapters 18, 20) are no longer part of the Kindergarten common core math standards but you are welcome to complete them with your child as these are concepts that will be taught in first grade.

Overall grade in math for this LP: (circle one)

O

S+

S

N+

N

Assignment: First Grade Expectations Assessment

Attached is an assessment which addresses many of the skills needed for first grade. Please go through this with your child as follows:

1. Read the directions for each section with your child but do not help them in any way with the answers. If you choose, you can help them at the end of the assessment by going back over the sections they may have had difficulty in completing.
2. I would suggest completing one or two pages per day until the assessment is completed.
3. Please bring this completed assessment with you to our final meeting. I will go over the assessment with you and make you a copy for you at that time. This will help guide us as to what areas to work on over the summer if necessary.
4. I will enter their STAR reading or early literacy score. You will just leave this section blank.
5. For the sight words section, these are just very basic sight words. I will be giving their sight word test at the end of the learning period as well.
6. In the section for letters or words (letters, sight words, number words, word families, etc.) just circle the words or letters they were not able to read.



ONCE AGAIN, IN ORDER TO GET AN ACCURATE ASSESSMENT IT IS VERY IMPORTANT THAT YOU DO NOT ASSIST YOUR CHILD WITH THE ANSWERS.

If you have any questions please feel free to email or call me. Thanks!

Ms. Wilson

First Grade Expectations

This assessment is based on a list of skills that first grade teachers expect beginning first grade students to already know.

Writes first and last name:

--

STAR Reading Score -

Early Lit Score -

Writes Capital Letters:

Writes Lowercase Letters:

Identifies Letter Sounds:

Short Sounds: a b c d e f g h i j k l m

n o p q r s t u v w x y z

Long Sounds: a e i o u

Identifies Vowels: a e i o u

Identifies Word Families -

at _____ en _____ it _____ op _____ un _____

Reads basic sight words:

we	a	what	for	one	you
I	the	come	go	see	no
have	on	no	my	are	do
me	little	to	like	here	look

Reads number words:

five	one	ten	four	three
nine	six	two	seven	eight

Identifies Ending Punctuation:

. ____ ? ____ ! ____

Which is a sentence? who has

I have a dog.

go to school

Writes a simple paragraph ; (3 sentences) Prompt: My Favorite Pet

Handwriting practice lines consisting of solid top and bottom lines with a dashed middle line. There are four sets of these lines for writing practice.

identifies patterns:

*	>	>	*	>	>	*	>	>	
#	?	#	?	#	?	#	?		
+	@	!	+	@	!	+	@	!	

Understands Addition and Subtraction:

$$4 + 2 = \underline{\hspace{2cm}} + \underline{\hspace{2cm}} = \underline{\hspace{2cm}}$$

$$6 - 3 = \underline{\hspace{2cm}} - \underline{\hspace{2cm}} = \underline{\hspace{2cm}}$$

Identifies math symbols: + =

Counts to 100: by 1s by 10s

[illegible]

only

sure

put

through

though

they're

family

favorite

a lot

other

right

used to

during

enough

Read

Directions: Read with your child each night. You may read to your child, your child reads to you, or a combination of the two. Be sure to mark which reading strategy you used for the book you read. More than one strategy may be used.

Reading Strategies


1. Ask and answer questions about a story.
2. Retell a story.
3. Make predictions about a story.
4. Identify characters, setting, and major events in a book.
5. Ask or answer questions about unknown words.
6. Identify the author and illustrator.
7. Identify parts of a book.
8. Sound out words.
9. Identify rhyming words in the story.
10. Identify letters or sight words in the book.
11. Identify punctuation.
12. Read the pictures.




Directions: Read with your child each night. You may read to your child, your child reads to you, or a combination of the two. Be sure to mark which reading strategy you used for the book you read. More than one strategy may be used.

Reading Strategies

1. Ask and answer questions about a story.
2. Retell a story.
3. Make predictions about a story.
4. Identify characters, setting, and major events in a book.
5. Ask or answer questions about unknown words.
6. Identify the author and illustrator.
7. Identify parts of a book.
8. Sound out words.
9. Identify rhyming words in the story.
10. Identify letters or sight words in the book.
11. Identify punctuation.
12. Read the pictures.



CALENDAR JOURNAL



MY NAME IS: _____

today IS:

Monday	Tuesday	Wednesday	Thursday	Friday
--------	---------	-----------	----------	--------

THIS IS THE _____ DAY OF THE MONTH

Tally Marks:

the MONTH IS:


January	February
March	April
May	June
July	August
September	October
November	December

the Year IS:

2016	2017
------	------

OUR date IN #S:

_____ - _____ - _____




the weather IS: _____

WE HAVE BEEN
IN SCHOOL FOR...

_____ days

PLACE VALUE:

_____ ones
 _____ tens
 _____ hundreds



CALENDAR JOURNAL

MY NAME IS: _____

today IS:

Monday	Tuesday	Wednesday	Thursday	Friday
--------	---------	-----------	----------	--------

THIS IS the _____ DAY OF THE MONTH

Tally Marks:

the MONTH IS:

January	February
March	April
May	June
July	August
September	October
November	December

the Year IS:

2016	2017
------	------

OUR date IN #S:

_____ - _____ - _____



the weather IS: _____

WE HAVE BEEN
IN SCHOOL FOR...

_____ days

PLACE VALUE:

_____ ones
 _____ tens
 _____ hundreds

