

## Keep Your Child Learning Over the Summer Summer Enrichment Packet

Thank you for the opportunity to teach your child this year! I am sending home this summer enrichment packet with some easy low-prep activities for your child to do over summer break.

These activities were designed to make them easy to implement while shopping, vacationing, visiting relatives, and enjoying family time.

Language is a crucial part to your child's reading development. Increasing your child's speaking vocabulary will also increase your child's reading vocabulary.

This packet was designed for PreK-3<sup>rd</sup> grade and to be used with families. Choose the activities that best meet your child's needs. As always, set aside time each day for reading.

Enjoy this time with your family and have a great summer!

Sincerely,

# SPIN IT!

June 2015

# RECORD IT!

Sunday	Monday	Tuesday	Wednesday	Thursday	Friday	Saturday
	1	2	3	4	5	6
	7	8	9	10	11	12
	13	14	15	16	17	18
	19	20	21	22	23	24
	25	26	27	28	29	30

# SPIN IT!

## July 2015

# RECORD IT!

Sunday

Monday

Tuesday

Wednesday

Thursday

Friday

Saturday

1

2

1

2

3

4

5

6

7

8

9

10

11

12

13

14

15

16

17

18

19

20

21

22

23

24

25

26

27

28

29

30

31

# SPIN IT!

## August 2015

# RECORD IT!

Sunday

Monday

Tuesday

Wednesday

Thursday

Friday

Saturday

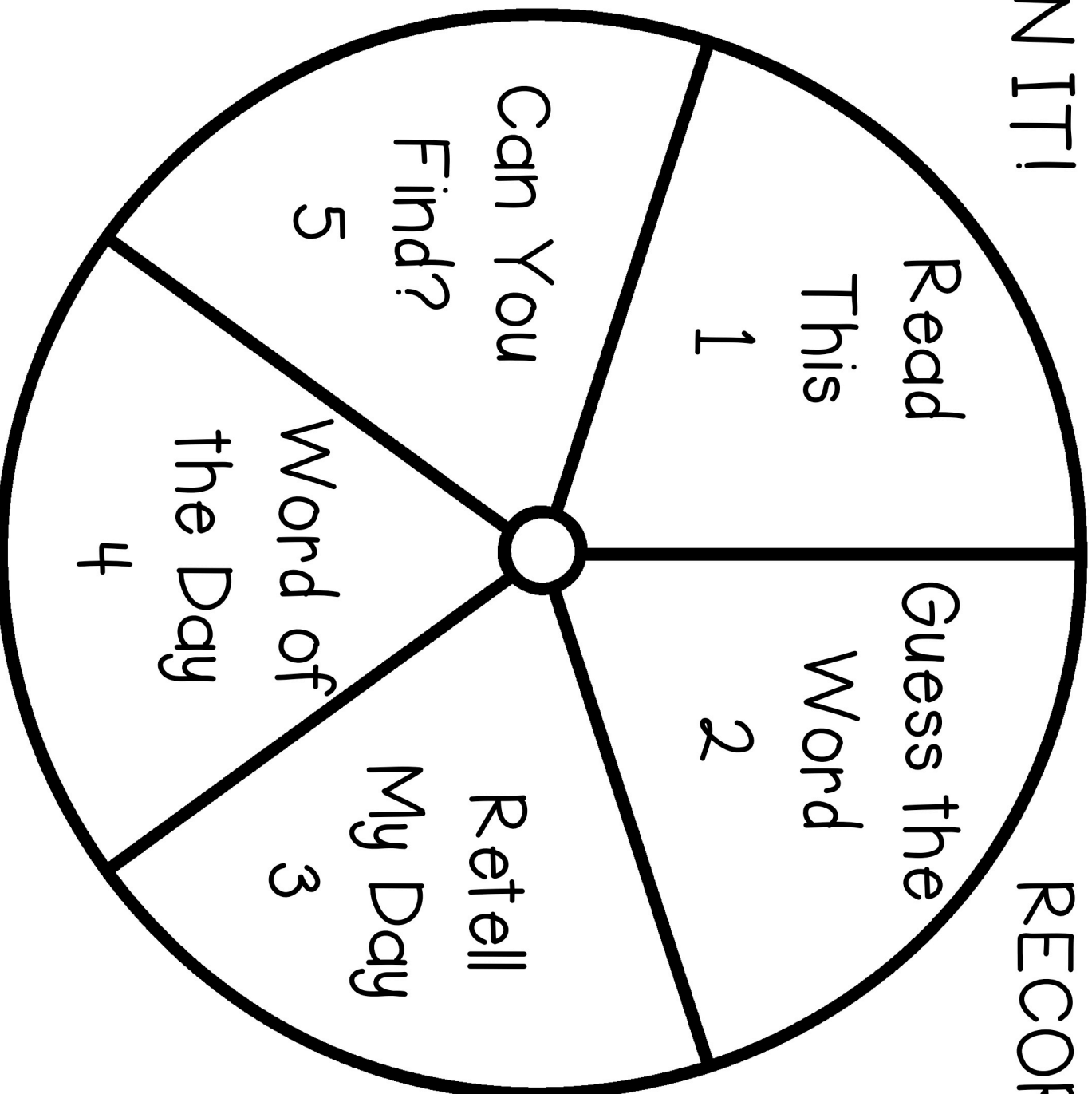
							1
2	3	4	5	6	7	8	
9	10	11	12	13	14	15	
16	17	18	19	20	21	22	
23	24	25	26	27	28	29	
30	31						

Reading Chain: Read a book. Write the title on the strip. Color or decorate. Cut the strip apart. Tape, glue, or staple in a circle. Repeat. How long will your reading chain be at the end of summer?

[www.kathygriffinteach.com](http://www.kathygriffinteach.com)

SPIN IT!

RECORD IT!



# Read This!

- Read the store ads.
- Read travel brochures.
- Read restaurant menus.
- Read the cereal box.
- Read the words on the traffic signs.
- Read billboards.
- Read the words in the car.
- Read store signs.
- Read restaurant signs.
- Read the popcorn bag.
- Read the fast food bag.
- Read your favorite stories.
- Read the words to songs.
- Turn on closed caption on your TV and read the words to your favorite TV show or movie.

**Skills: Reading Fluency, Vocabulary,  
Word Patterns**

# Retell My Day

Comprehension in reading begins with being able to retell a personal story. Help your child summarize and sequence daily activities. First, let your child choose the most important or favorite activity that happened that day. Then sequence the events or steps in the activity. Next, encourage your child to use rich vocabulary or “powerful” words to retell the activity. Finally, have your child finish the story with how the activity ended. You are teaching your child that small moments occur daily and are important memories and experiences to share. Have your child record these experiences in a writing journal. Use these words as prompts to help your child to retell the day.

First . . . Next . . . Then . . . Finally

**Skills: Sequencing, Main Idea,  
Details, Vocabulary**



# I Spy

Go on a scavenger hunt with your eyes! You can do this in the car, shopping line, on an airplane, reading the cereal box, on billboards, on commercials, in texts, on apps, and on games. There are words everywhere! Think about what you have learned this year.

Younger Children:

Name the letters and their sounds.

Children can look for colors and shapes.

Older Children:

Name the phonics patterns.

Read sight words.

Find little words hiding in big words.

Can you think of a word that rhymes?

Find words with prefixes (re, un, pre).

Find words with suffixes (s, es, ed, ing, ful, ly)

Is the word a noun or verb?

Bonus: Can you spell the word?

**Skills: Phonics, Grammar, Reading  
Fluency, Spelling**

# Family Word of the Day

Having a rich vocabulary will help your child understand complex reading text, whether your child is reading independently or on his/her own. Play this fun game throughout your day. Think of different words that might describe the activities that you are doing. Think of interesting words that describe actions, objects, events, or people. Choose 1 word to be the “Family Word of the Day.” See how many times you can say the word throughout the day while you are doing it or as you retell the experience. You can use your five senses to help pick your words. Here are some places or activities that might help you think of powerful, rich vocabulary:

- Cooking
- At the zoo
- At the park
- Playing games
- Outside
- Weather
- Family traditions
- Holidays
- Vacations

**Skills: Vocabulary, Comprehension**

# Guess the Word PreK-1st

- Listen very carefully! Play “Guess the Word” with someone in your family. One person does the talking and the other person listens and tries to “Guess the Word”. Say the word by breaking it down into syllables (Le-gos=Lego's).
- Say the word by breaking it into individual parts (g-a-m = game).
- Say the word by leaving off the beginning sound (If I take the “g” off of game, I have “ame.”)
- Say the word by taking off the first sound and substituting it with another sound. (If I take the “g” off of game, and add a “n” I have “name.”)
- Can someone in your family guess your word?
- Take turns being the listener (put the sounds together) and the speaker (take the sounds apart.)
- Are you having a hard time thinking of words?
- Look around the room for objects in your toy box, closet, grocery store, car, airplane,, at park, zoo, restaurant, and grandparent's

**Skills: Phonemic Awareness**

# Guess the Word All Ages

Listen very carefully! Play “Guess the Word” with someone in your family. One person does the talking and the other person listens and tries to “Guess the Word”. Say a sentence and leave off a main word. For example: I like to play \_\_\_\_\_ when I am outside. The person listening has to “Guess the Word.”

Examples: We are eating \_\_\_\_\_ for dinner (breakfast, lunch, snack).

It's time to go to \_\_\_\_\_ (grandma's, store, library, bathroom, eat) Add the word “the” when needed.

Use these strategies for figuring out the word skipped.

What would make sense?

Get your mouth ready for the first sound.

Now what would make sense?


Continue adding sounds in the word until the word is guessed correctly.

Playing “Guess the Word” within a sentence helps teach the reading strategy skip over it. The child finishes reading the sentence and then uses context clues to figure out the unknown word.

**Skills: Listening, Reading Strategies,  
Comprehension**

# My Summer Journal Directions

My Summer Journal



By:

Kathy Griffin © Copyright 2015


I Can Write About

- Sleepover
- Camping
- Zoo
- Shopping
- Playing with Friends
- Holidays
- Sports
- Family
- Funny Times
- Sad Times
- Vacations
- Excited Times
- Birthdays
- Museums
- Water Fun
- Rainy Days
- Hot Days
- Swimming
- Park

Kathy Griffin © Copyright 2015

Put paper in between the cover and back page. This sheet can also be glued to a spiral notebook or folder.

# My Summer Journal




By:

# I Can Write About

- Sleepovers
- Camping
- Zoo
- Shopping
- Playing with Friends
- Holidays
- Sports
- Family
- Funny Times
- Sad Times
- Exciting Times
- Losing a Tooth
- Vacations
- Birthdays
- Museums
- Water Fun
- Rainy Days
- Hot Days
- Swimming
- Park

# On the Road Activities

## Are We There Yet?




- I Spy Letters
- I Spy Words
- License Plate State Hunt
- Finish My Sentence
- Build a Story
- Would You Rather
- We're Going \_\_\_\_\_.
- Category ABC's
- Name an Animal, Pick an Animal Action
- Name an Action, Pick a Noun that Does that Action
- Sing a Word
- Name a Word - Add an ending
- Name a Word - Name a Rhyme
- Nursery Rhyme Time (Younger)
- Nursery Rhyme Change It Up (Older)
- Counting Games
- Mystery Word
- Don't Say . . .



# On the Road Activities

## Are We There Yet?



### I Spy Letters

- Look for the abc's on road signs, billboards, license plates, etc. Write the abc's on a piece of paper. Check them off as you see them.

### I Spy Words

- Make a list of easy sight words and tally how many times you can find them.

### License Plate Hunt

- Tally all of the license plates from your state.
- How many different state license plates can you find. Write each state down on a piece of paper and keep a tally list.

### Finish My Sentence


- Start a sentence. Person in the car has to finish it.

### Build a Story

- Everyone takes turns building a story. One person says a sentence, then the next person adds another. Continue until the story is finished.

# On the Road Activities

## Are We There Yet?



Would You Rather?

- Ex: Would you rather eat peas or carrots?

We're Going to the \_\_\_\_\_.

- Name objects that would be found at these locations or situations using the abc's as a guide. Go in alphabetical order to make it more difficult.
- Suggestions: Grocery store, zoo, park, picnic, restaurant

Category ABC's

- Place the same as above except by categories.
- For example: animals, action words, people's names

Name an Animal, Pick an Animal Action


- Example: duck, quack; snake, slither, kangaroo, jump

Name an Action, Pick a Noun that Does that Action

- Example: baby, cry; book, read

# On the Road Activities

## Are We There Yet?



### Sing a Word

- Pick a sight word (let, it, go, etc.) Sing favorite songs and tally how many times those words are said. For example: "Let It Go"

### Name a Word - Add an ending

- Play, plays, played, playing; stop, stops, stopped, stopping
- Older children bonus: Spell the words.

### Name a Word - Name a Rhyme

- cat, hat; later, gator; stomp, chomp
- Older children bonus: Spell the words.

### Nursery Rhyme Time (Younger)


- Practice saying nursery rhymes

### Nursery Rhyme Change It Up (Older)

- Change the nursery rhyme.
- Example: The itsy bitsy spider climbed up the ...
- Example: wall, fall; cheek, peek; hair, scare

# On the Road Activities

## Are We There Yet?



### Counting Games

- Count EVERYTHING!
- Pick a category and start counting.
- Predict what your final number might be.
- Example: We will see 10 red cars in the next 30 minutes.
- Find the difference between the predicted number and the actual number.

### Mystery Word

- Pick a mystery word. Give clues until guessed.

### Don't Say . . .

- Choose a word. No one can say the word for 30 minutes.
- Ask questions and try to get someone in the car to say it.

# FREE Apps

The following apps were free as of 5/20/15. Free apps can be found at: [www.smartappsforkids.com](http://www.smartappsforkids.com)

- Drawing with Stars
- Little Writer
- Ninja ABC
- Ninja Numbers
- Chatter Pix
- Pocket Zoo
- Skitch
- Number Rack
- Number Flash
- Little Finder ABC's
- Sight Word Games
- Little Story Creator
- Tell About This Free Version
- Write About This Free Version
- Sushi Monster (Math)
- Thinking Blocks Addition
- Thinking Blocks Multiplication
- Thinking Blocks Fractions

# Websites

The following websites were free as of 5/20/15.

- <http://www.abcya.com>
- <http://starfall.com>
- <http://wegivebooks.org>
- <http://uniteforliteracy>
- <http://www.funbrain.com>
- <http://teachyourmonstertoread.com>
- <http://wonderopolis.org>
- <http://kids.nationalgeographic.com>
- <http://pbskids.org>
- <http://www.readwritethink.org>
  - Put these words in the search box.
  - Comic Creator
  - Acrostic Poem
  - Theme Poems
  - Word Family Sort
  - Word Wizard
  - Construct a Word
  - ABC Match
  - Printing Press
  - Stapleless Book
  - Alphabet Organizer
  - Puzzle Me Words
  - Picture Match
  - What's in the Bag
- [http://www.mathplayground.com/tb\\_addition\\_jr/thinking\\_blocks\\_junior.html](http://www.mathplayground.com/tb_addition_jr/thinking_blocks_junior.html)
- or Google Thinking Blocks Math and Thinking Blocks Junior

# Outside Chalk Fun!

- Chalk Writing
- Horizontal Lines
- Vertical Lines
- Shapes
- Patterns
- Letters
- Numbers
- Sight Words
- Word Families (at, ine, ank, ow)
- Sentences
- Math Facts
- Odd Numbers
- Even Numbers
- Nouns
- Verbs
- Adjectives
- Adverbs
- Animal Names
- Categories
- Play hopscotch with the above skills.

# Walking Scavenger Hunt!

- Colors
- Shapes
- Car
- Truck
- Sign
- Insect
- Sidewalk
- Tree
- Flower
- Water
- Girl
- Boy
- Baby
- Airplane
- Clouds
- Park
- Rocks
- Sticks
- Acorns
- Bushes



Thank you for downloading this summer learning packet. Please check out the other items in my store for your classroom.



This packet is for one classroom teacher use. Please direct your friends and colleagues to download their free copy at my TpT store. This packet cannot be posted on the internet, Face Book, or any electronic server. Thank you for supporting my hard work.

Graphics by:

